



PARC Community Meeting

Kingsville Family of Schools
April 11, 2012.




Why is this happening?

At the October 18, 2011 regular meeting of the Board, Trustees approved the following recommendation:

That the Superintendent responsible for accommodation conducts a PARC Study of the Kingsville Family of Schools to:

- i. Reduce the number of empty student spaces
- ii. Improve the utilization rates within the family of schools.



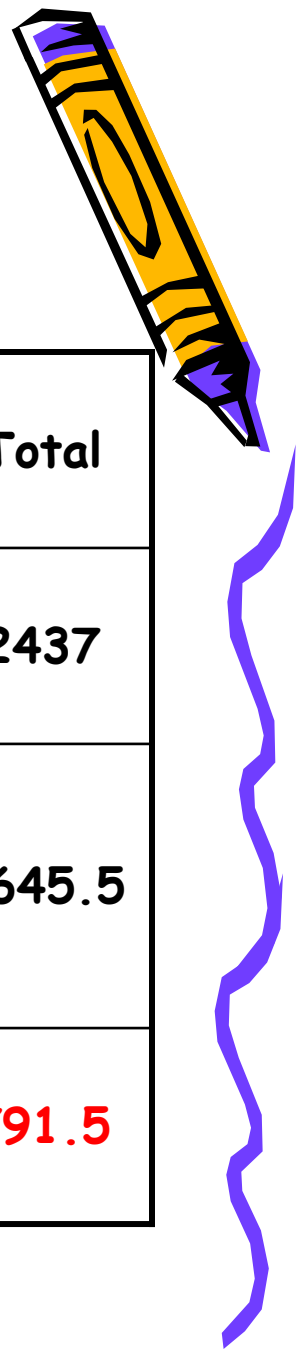
Enrolment



- It is important to note that the vast majority of the province's school boards are experiencing significant drops in enrolment.
- Declining enrolment remains the biggest financial challenge for our school board as revenue is directly tied to the number of students within the GECD SB.
- The Kingsville Family of Schools is an example of this trend, with continued declining enrolment that is predicted to stabilize. Other issues such as empty student spaces and infrastructure renewal needs are also considerations.



Kingsville Family of Schools Student Spaces

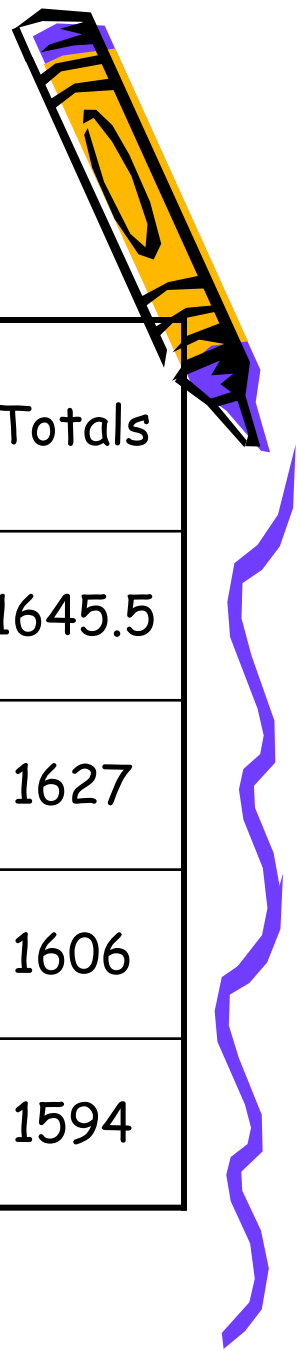


Year	Jack Miner P.S.	Kingsville P.S.	Pelee Island P.S.*	Ruthven P.S.	KDHS	Total
Capacity	547	653	69	328	840	2437
Sept. 2011*	323.5	468.5 (226 E 242.5 F)	6	222.5	625	1645.5
Empty Seats	223.5	184.5	63	105.5	215	791.5




*Pelee Island is funded from a specific funding formula that is separate from the other Kingsville Family of Schools.

Current and Projected Enrolments



Year	Jack Miner P.S.	Kingsville P.S.	Pelee Island P.S.	Ruthven P.S.	KDHS	Totals
Sept. 2011	323.5	468.5	6	222.5	625	1645.5
2015	346	531	10	195	545	1627
2020	356	522	11	189	528	1606
2025	361	517	11	193	512	1594



Facilities

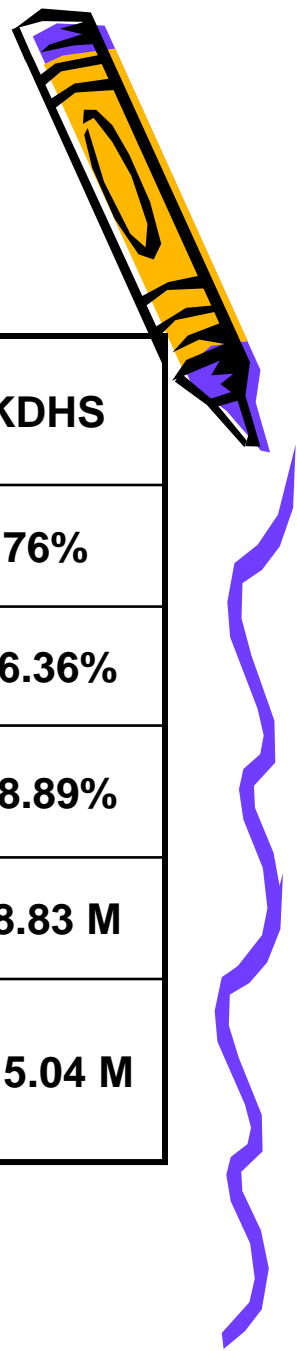


- What is the usage rate of each building?
- What is the FCI (Facility Condition Index) of each building currently and in the future?
- How is it determined?



School Facility Data


Item	Jack Miner P.S.	Kingsville P.S.	Pelee Island	Ruthven P.S.	KDHS
Usage Rate	58%	76%	9%	64%	76%
FCI	41.32%	54.16%	44.14%	55.75%	46.36%
FCI in 10 years	54.94%	76.19%	81.44%	73.63%	78.89%
Renewal Backlog	\$3.78 M	\$5.70 M	\$0.51 M	\$3.06M	\$8.83 M
Renewal Backlog (10 years)	\$5.02 M	\$8.02 M	\$0.94 M	\$4.04 M	\$15.04 M



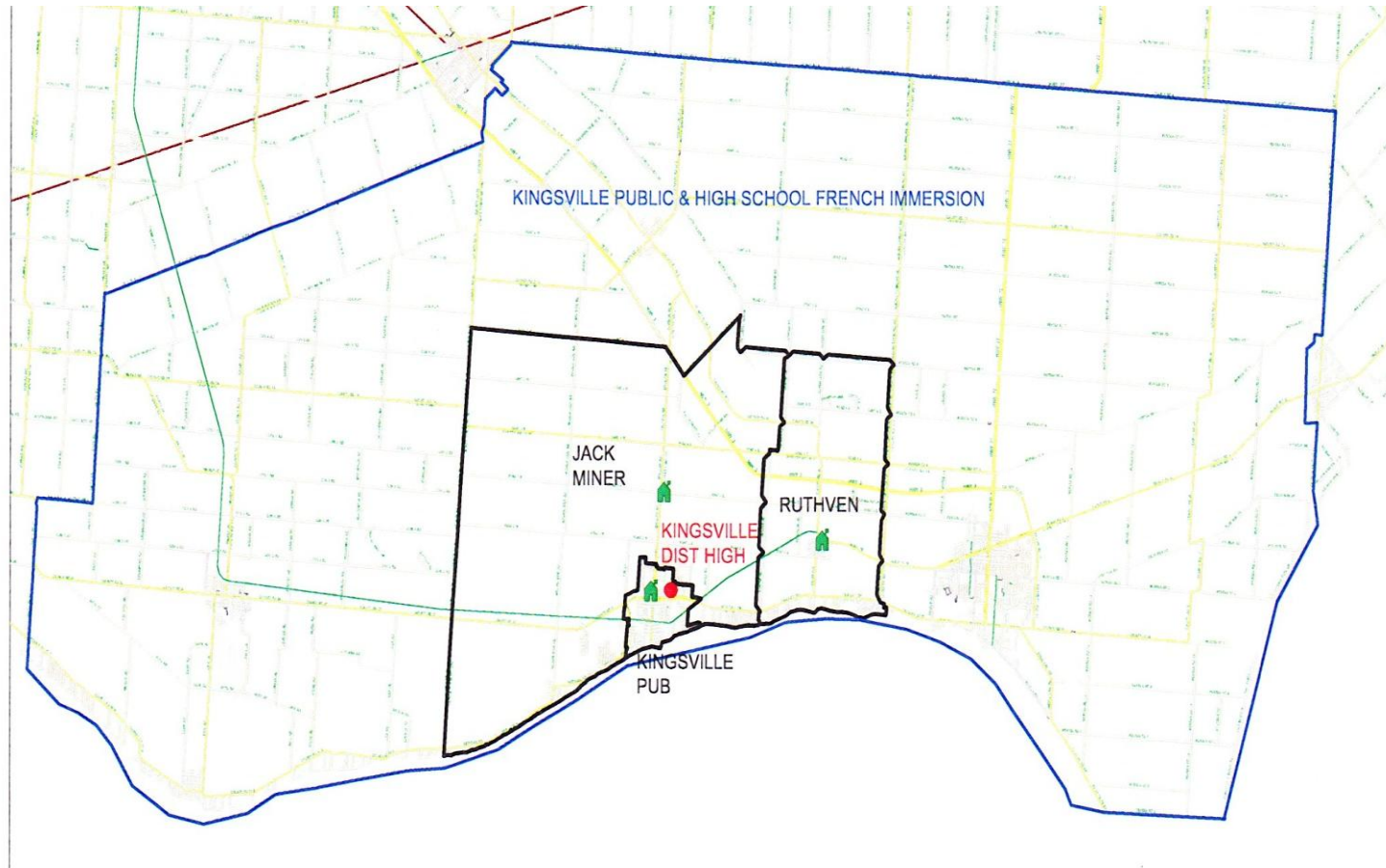
Kingsville Family of Schools Transportation of Students

At present:

- 95% of students attending Jack Miner P.S. are bussed
- 60% of students attending Kingsville P.S. are bussed
- 65% of students attending Ruthven P.S. are bussed
- 100% of students attending Pelee Island P.S. are bussed
- 53% of students attending Kingsville District High School are bussed



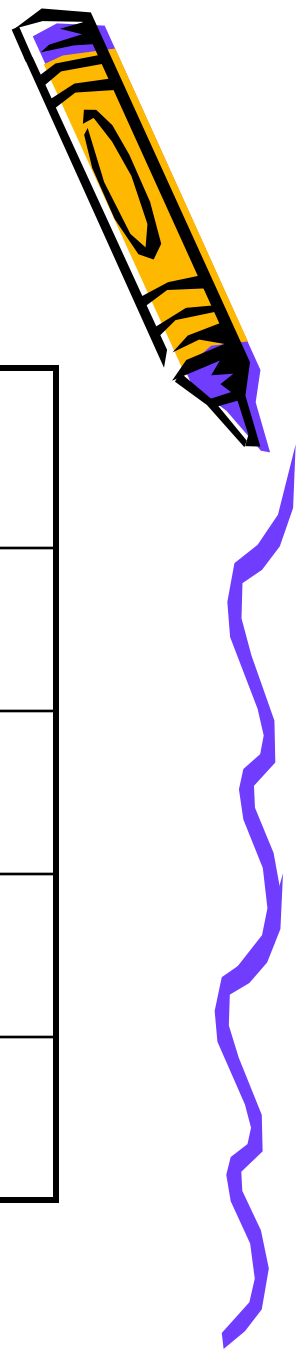
Kingsville Family of Schools Current School Boundaries



*Pelee Island's boundaries are the entire island.

Transportation: Distance between schools

(in kilometres)



school	Jack Miner P.S.	Kingsville P.S.	Ruthven P.S.	KDHS
Jack Miner P.S.	0	3	6	4
Kingsville P.S.	3	0	8	1
Ruthven P.S.	6	8	0	7
KDHS	4	1	7	0




N.B. - Pelee Island requires travel by ferry service.

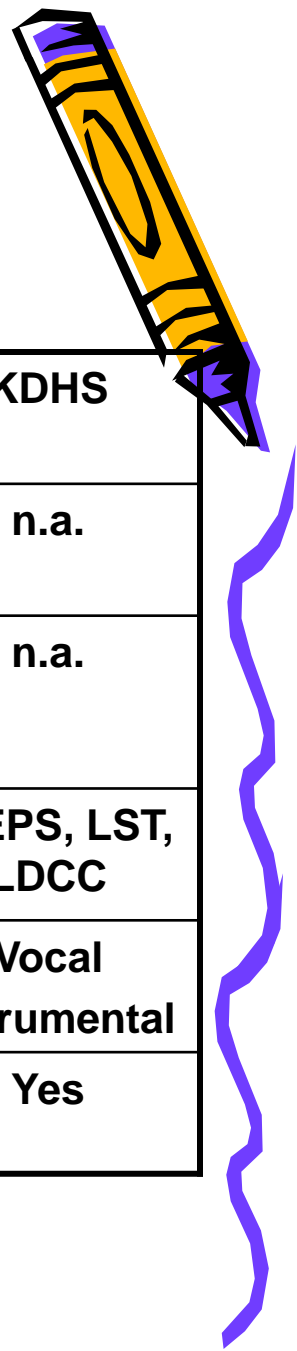
Possible Considerations

The Program Accommodation Review Committee for the Kingsville Family of Schools is currently examining the following data:

- Operational costs of schools
- Renewal needs of schools
- Programs
- Transportation costs
- Travel time for students
- Community impact




Value of the schools: Student



Program	Jack Miner P.S.	Kingsville P.S.	Pelee Island	Ruthven P.S.	KDHS
Full Day Kindergarten	Sept. 2013	Sept. 2012	Sept. 2011	Sept. 2013	n.a.
Before/After school daycare	yes	yes	no	After school only	n.a.
Special Ed Programs	SERR (2) LST	SERR (2) GAINS, LST	no	SERR (2) LST	STEPS, LST, LDCC
Music Program	Vocal instrumental	Vocal Instrumental	no	Vocal Instrumental	Vocal Instrumental
Library available	Yes	Yes	no	Yes	Yes



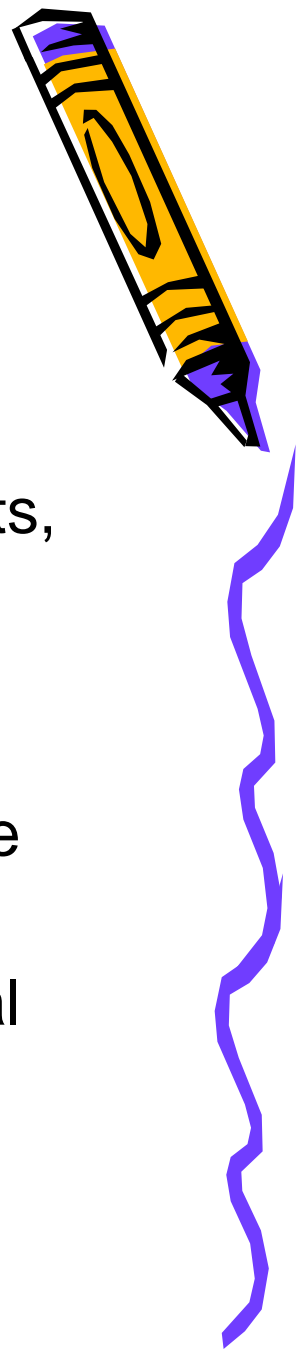
Value of the schools: Community



- All of the Kingsville Family of schools participate actively in a variety of local events, festivals and other activities.
- All of the schools have facilities that are used by local organizations and community partners (e.g., rentals, green space, parking for events)
- Three of the Kingsville Family of schools are located in the Kingsville community (KPS, Jack Miner, KDHS)
- One of the Kingsville Family of schools is located in the Ruthven community (RPS)
- One of the Kingsville Family of schools is located on an island in a rural setting (Pelee Island PS)
- The schools are all accessible from main routes and are well connected to surrounding neighbourhoods
- They are all **GREAT** places for kids to be!



Value of the schools: Local economy



- All of the Kingsville Family of Schools have developed partnerships with local/area merchants, service clubs (e.g., Legion, Optimist Club, Food Bank) and other organizations
- All of the schools participate in co-op/work experience/OYAP placement programs and have employees that live in their school community
- KDHS provides a financial injection to many local and surrounding businesses.



Important Dates

Public Meetings

Wednesday, May 16 - Jack Miner P.S. @ 7 p.m.

Thursday, June 7 - Kingsville D.H.S. @ 7 p.m.

Current information about the PARC is found at the following site:

<http://www.publicboard.ca/community/accommodReview/>

To provide written input, e-mail us at:

parc@gecdsb.on.ca





QUESTIONS?

