


School Climate Survey

Selection: All Schools, Both Male and Female, Both Grade 7 and 8, All Languages, All Periods at this School, All Time Periods Lived in Canada

Demographics

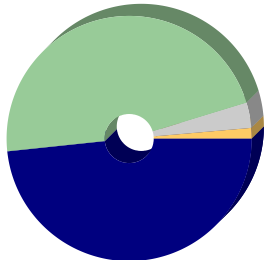
Grade:



■ 07
■ 08
■ Unspecified

	07	08	Unspecified	Total
Students	2,095	2,049	41	4,185
Pct	50%	49%	1%	100%

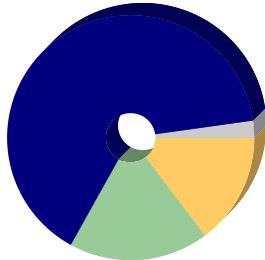
Sex:



■ Male
■ Female
■ I don't want to answer
■ Unspecified

	Male	Female	I don't want to answer	Unspecified	Total
Students	2,025	1,964	142	54	4,185
Pct	48%	47%	3%	1%	100%

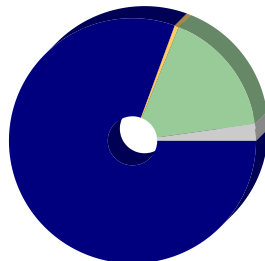
Time at this School:



■ First year
■ One to three years
■ More than 3 years
■ Unspecified

	First year	One to three years	More than 3 years	Unspecified	Total
Students	619	766	2,710	90	4,185
Pct	15%	18%	65%	2%	100%

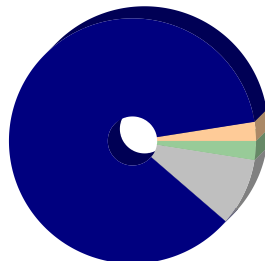
Language at Home:



■ English
■ French
■ Other
■ Unspecified

	English	French	Other	Unspecified	Total
Students	3,367	25	698	95	4,185
Pct	80%	1%	17%	2%	100%

Lived in Canada:



■ 1-3 yrs
■ 4-10 yrs
■ > 10 yrs
■ Unspecified

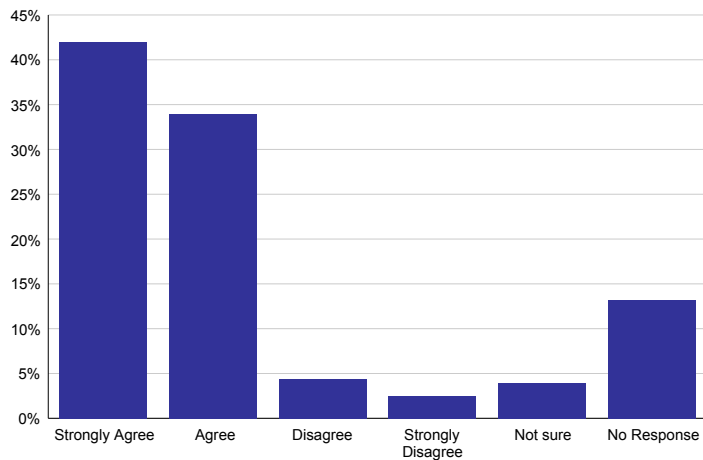
	1-3 yrs	4-10 yrs	> 10 yrs	Unspecified	Total
Students	109	367	3,605	104	4,185
Pct	3%	9%	86%	2%	100%

School Climate Survey

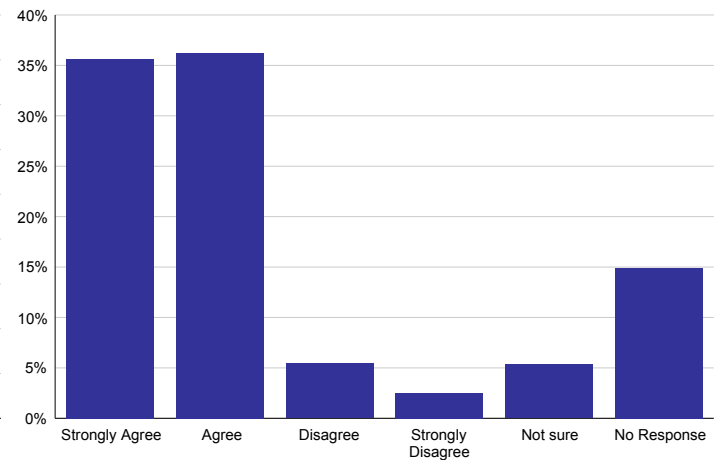
Selection: All Schools, Both Male and Female, Both Grade 7 and 8, All Languages, All Periods at this School, All Time Periods Lived in Canada

Student Information

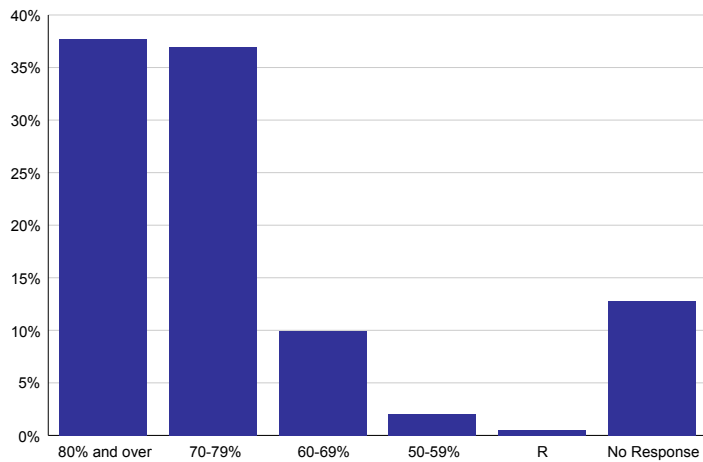
In general, I like the way I am



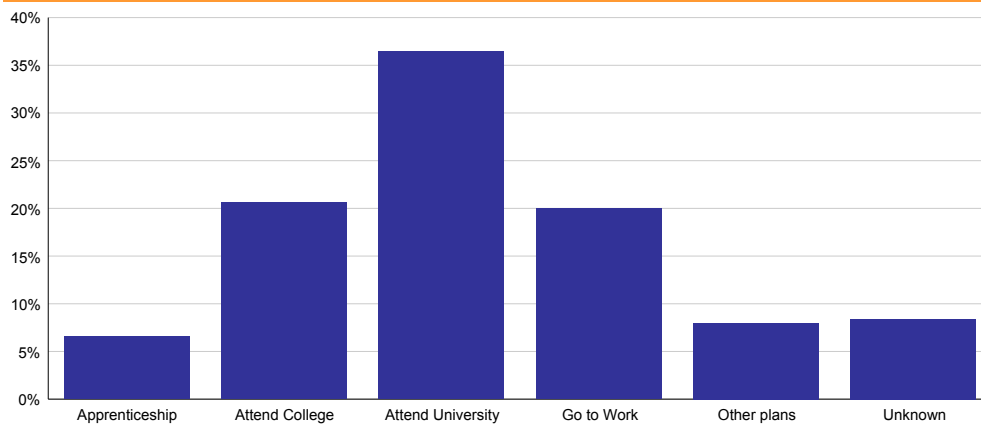
A lot of things about me are good



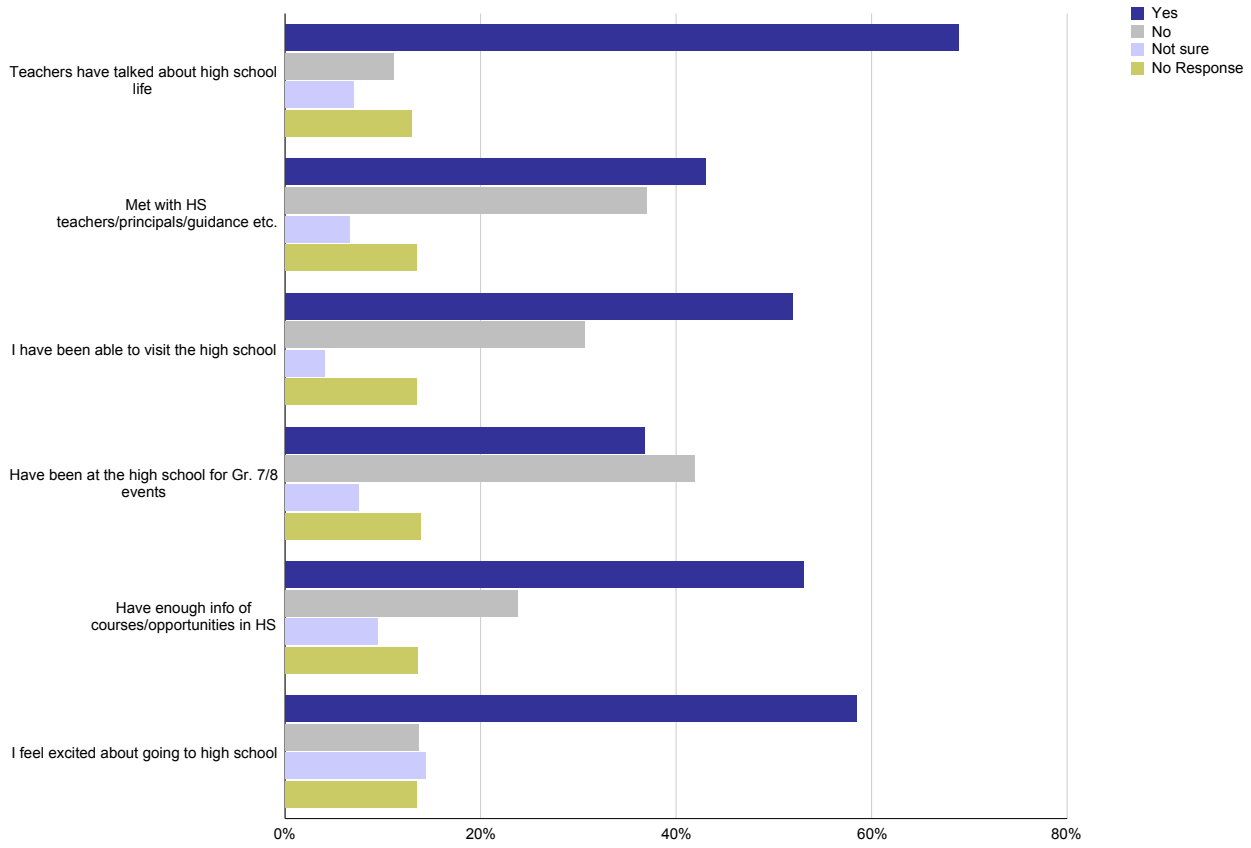
What were most of your marks on your last report card?



What are your plans immediately after high school



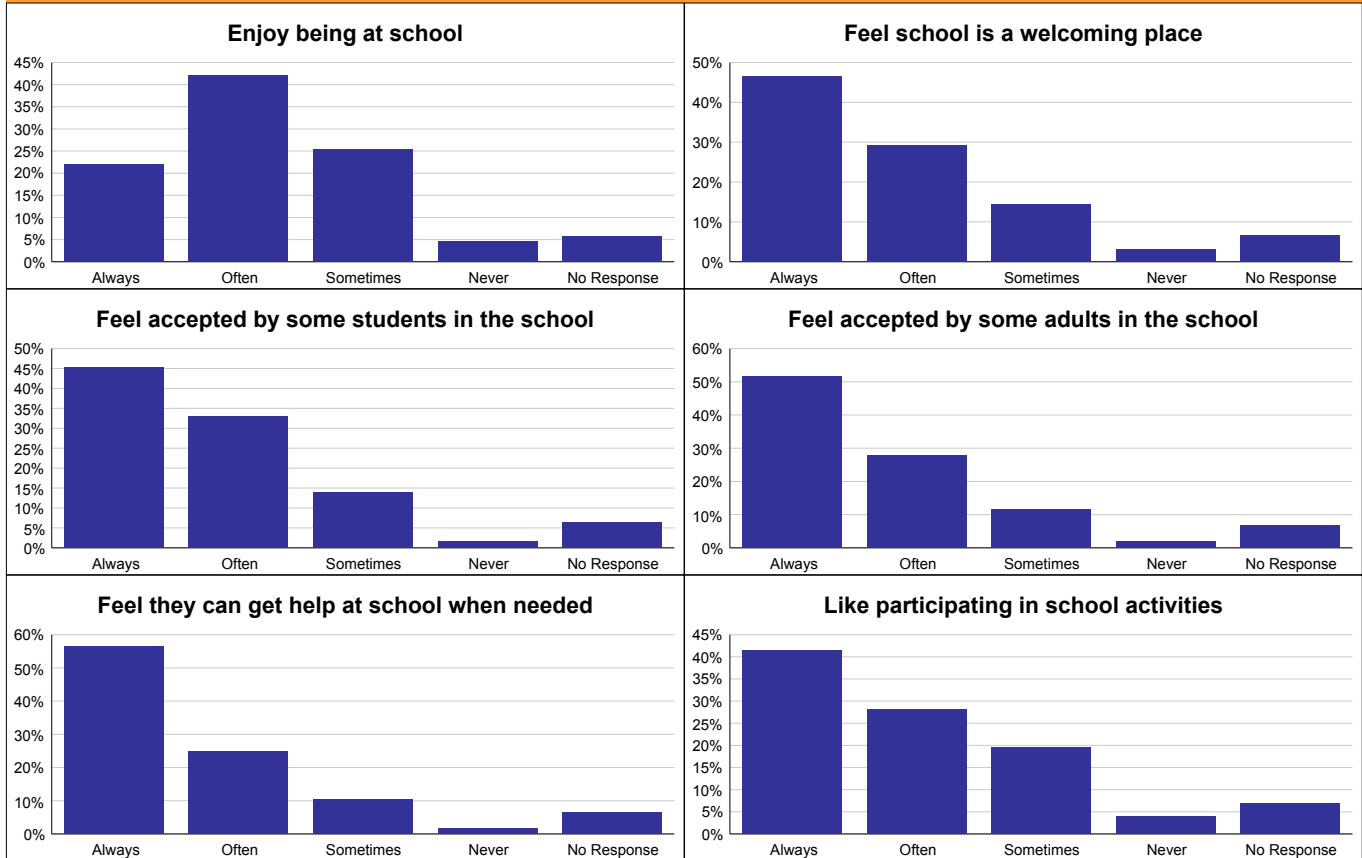
How is your school preparing you for high school?



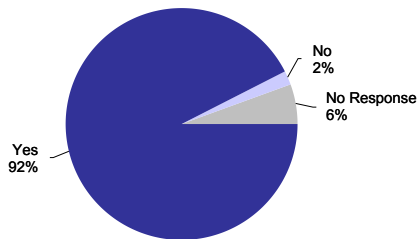
School Climate Survey

Selection: All Schools, Both Male and Female, Both Grade 7 and 8, All Languages, All Periods at this School, All Time Periods Lived in Canada

How do Students feel about school?

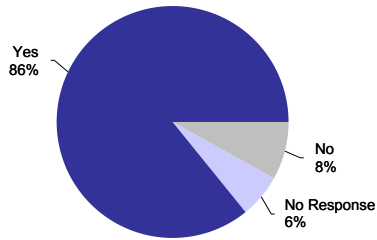


Do students have at least one friend at school?



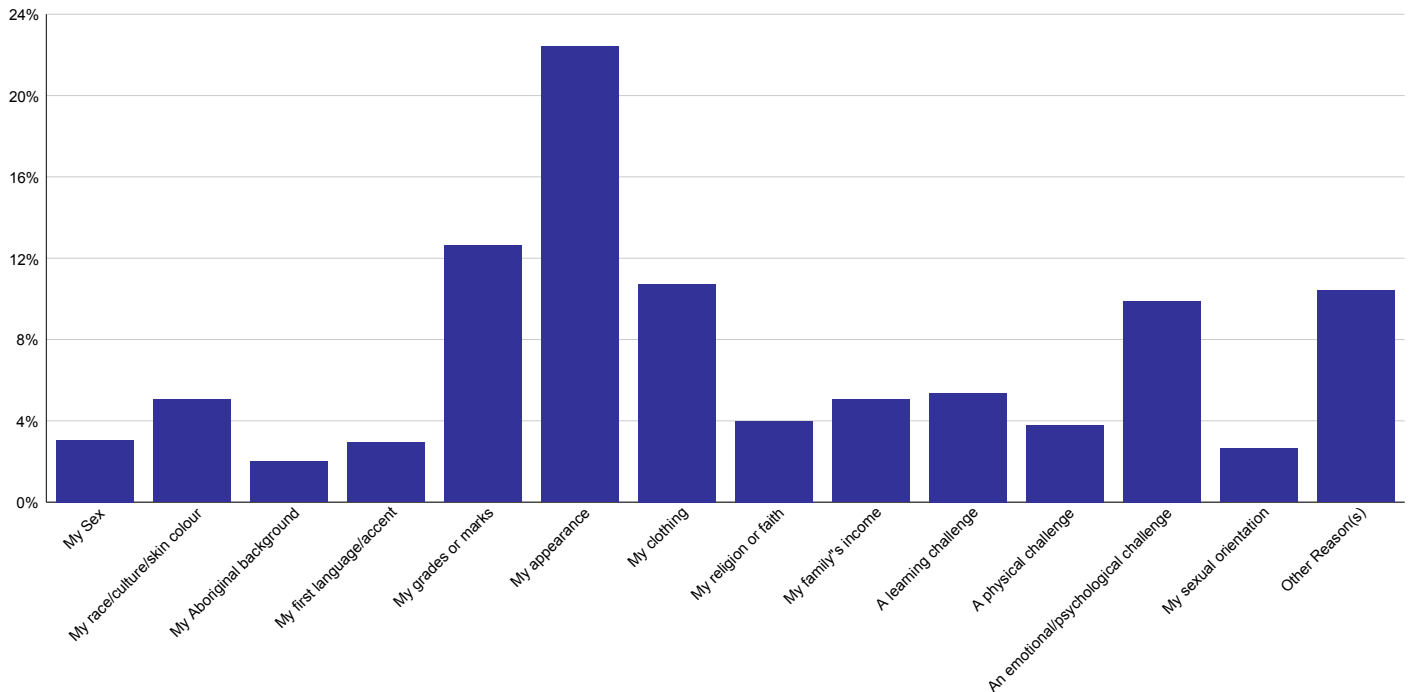
	Yes	No	No Response	Total
Students	3,869	78	238	4,185
Pct	92%	2%	6%	100%

Do students feel welcome or comfortable at school including school activities, clubs and teams?



	Yes	No	No Response	Total
Students	3,590	338	257	4,185
Pct	86%	8%	6%	100%

For students that do not feel welcome or that they belong, what do they think are the reasons?



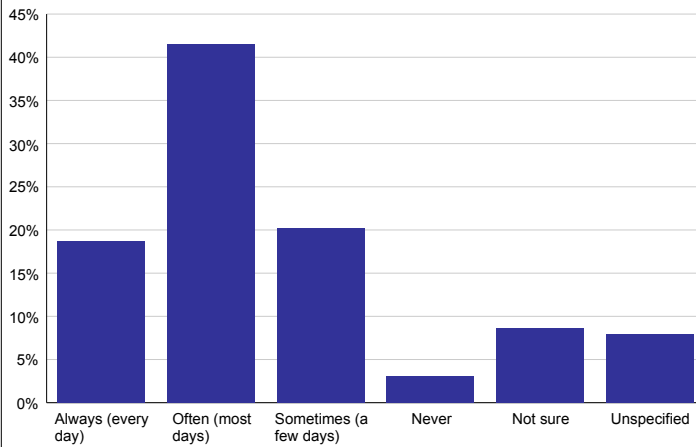
Reasons	My Sex	My race/culture/skin colour	My Aboriginal background	My first language/accent	My grades or marks	My appearance	My clothing	My religion or faith	My family's income	A learning challenge	A physical challenge	An emotional/psychological challenge	My sexual orientation	Other Reason(s)
Students	29	48	19	28	120	213	102	38	48	51	36	94	25	99
Pct	3%	5%	2%	3%	13%	22%	11%	4%	5%	5%	4%	10%	3%	10%

School Climate Survey

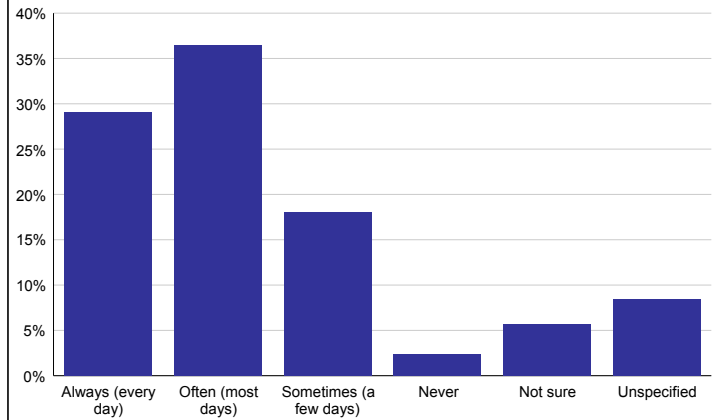
Selection: All Schools, Both Male and Female, Both Grade 7 and 8, All Languages, All Periods at this School, All Time Periods Lived in Canada

Healthy Living

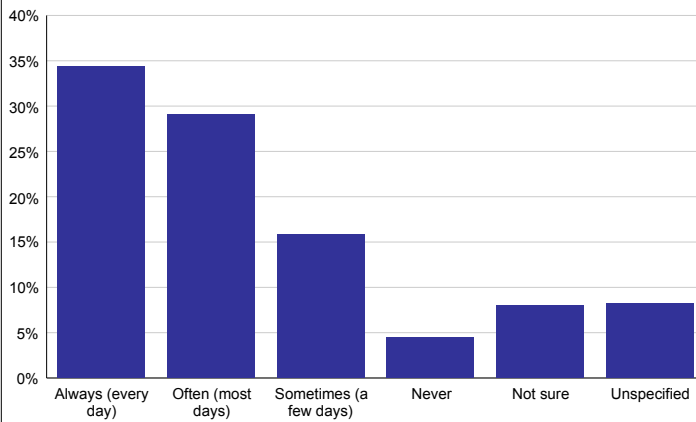
I eat food from each of the four food groups at every meal.



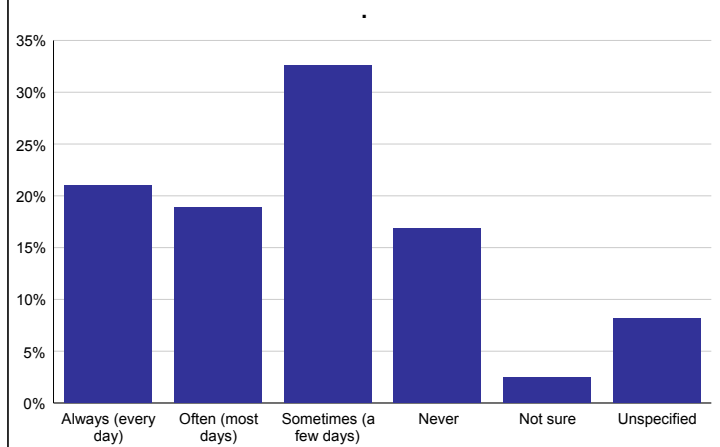
I eat the right amount of healthy food each day to feel healthy and energetic.



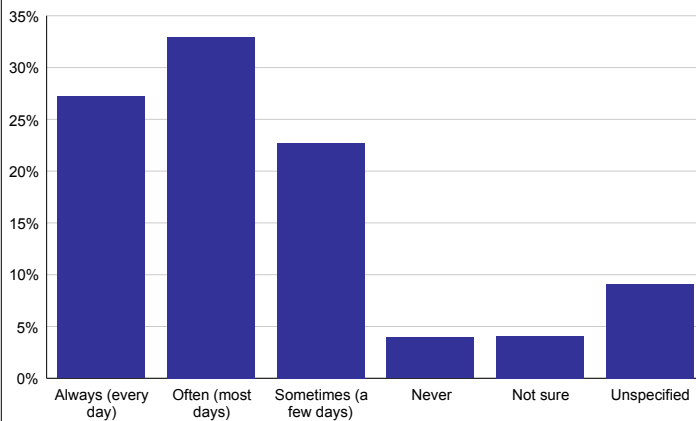
There are adults and students in this school who are healthy role models and help me to make good decisions for well-being.



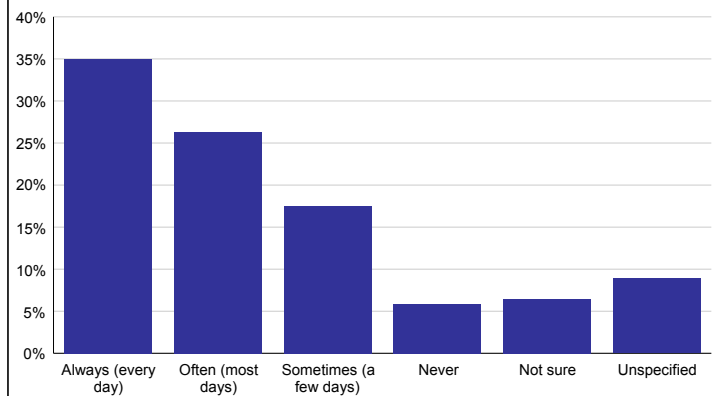
I have Phys Ed class or DPA every day of the week at my school.



At this school, I learn, practice and demonstrate how to lead a healthy active life.



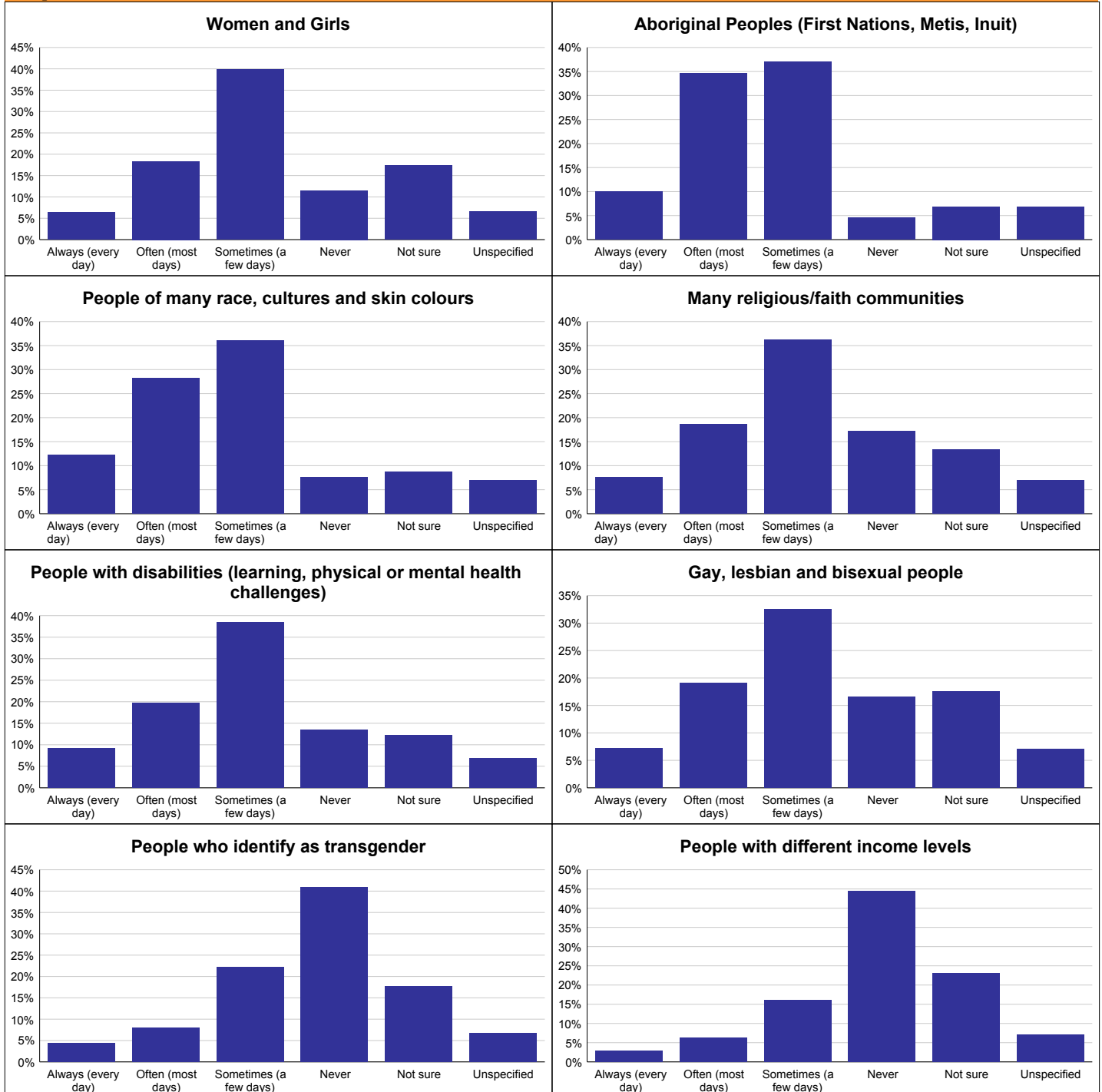
There are programs, materials and equipment in this school that encourage me to make healthy choices (ex snacks, posters, bicycle racks).



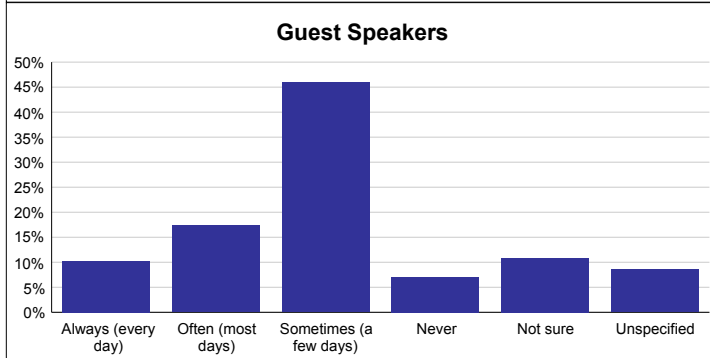
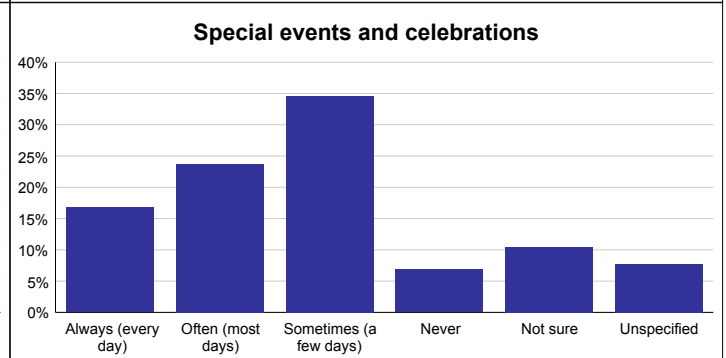
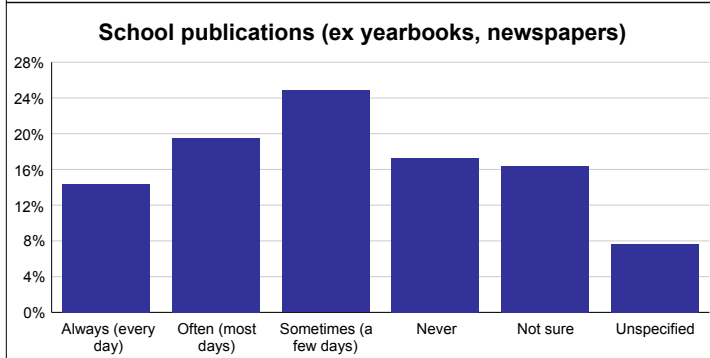
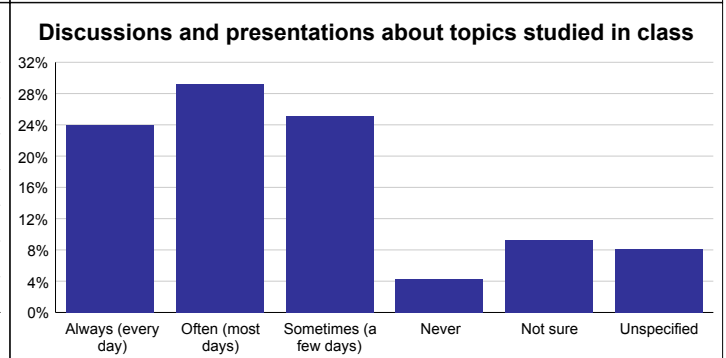
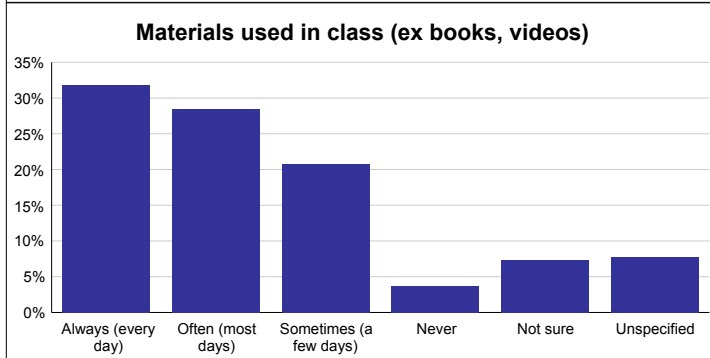
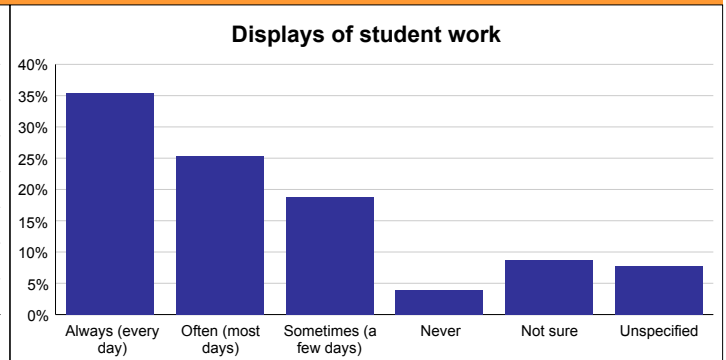
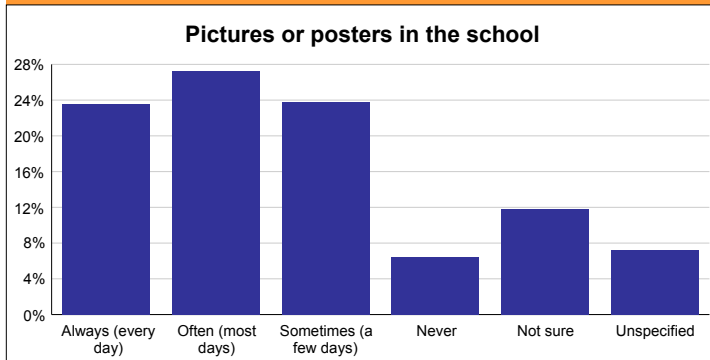
School Climate Survey

Selection: All Schools, Both Male and Female, Both Grade 7 and 8, All Languages, All Periods at this School, All Time Periods Lived in Canada

In your school, how often have you learned about experiences/achievements of:



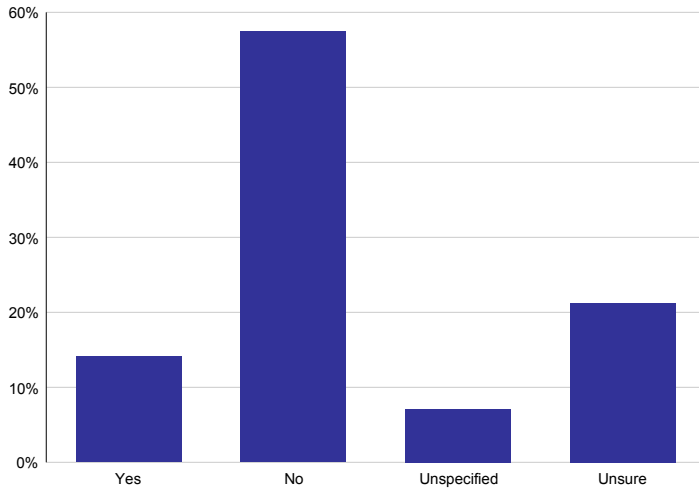
In your school, members of diverse communities appear in:



School Climate Survey

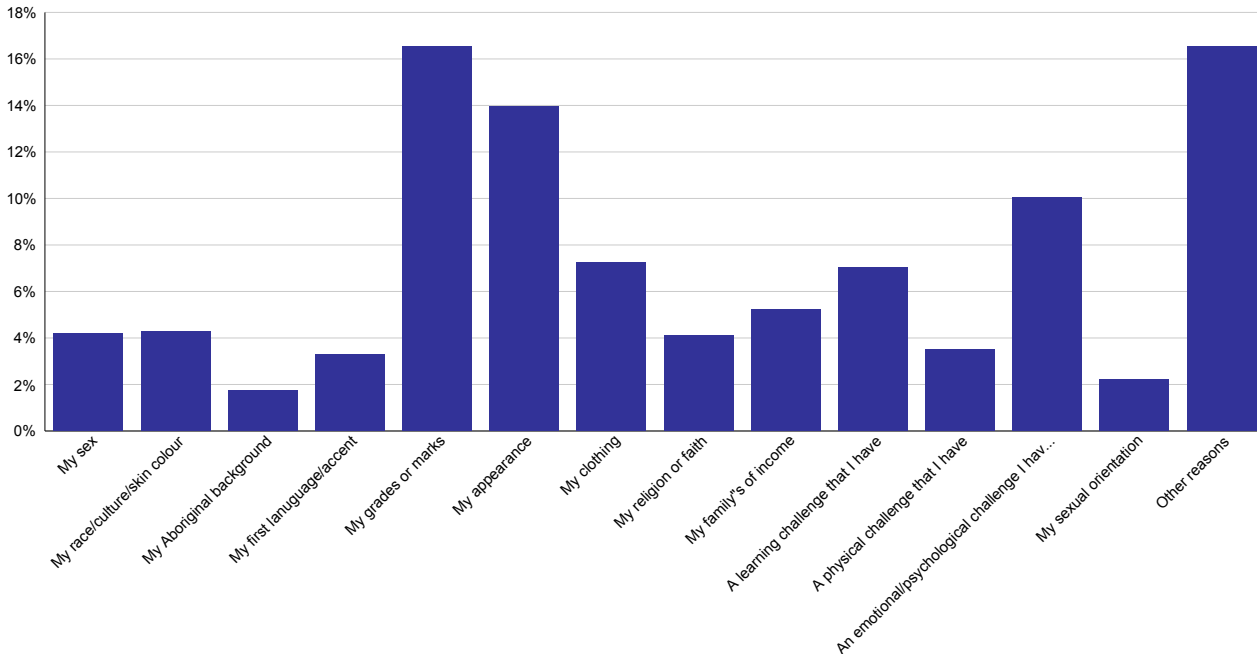
Selection: All Schools, Both Male and Female, Both Grade 7 and 8, All Languages, All Periods at this School, All Time Periods Lived in Canada

Do you feel that there are barriers that stand in the way of your learning at school?



	Yes	No	Unspecified	Unsure	Total
Students	591	2,405	299	890	4,185
Pct	14%	57%	7%	21%	100%

For those students that answered yes, do barriers exist because of any of the following?



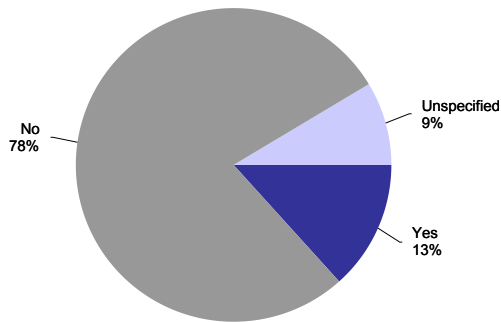
	My sex	My race/culture/skin colour	My Aboriginal background	My first lanaguage/ accent	My grades or marks	My appearance	My clothing	My religion or faith	My family's of income	A learning challenge that I have	A physical challenge that I have	An emotional/ psychological challenge I have	My sexual orientation	Other reasons
Students	60	61	25	47	237	200	104	59	75	101	50	144	32	237
Pct	4%	4%	2%	3%	17%	14%	7%	4%	5%	7%	3%	10%	2%	17%

School Climate Survey

Selection: All Schools, Both Male and Female, Both Grade 7 and 8, All Languages, All Periods at this School, All Time Periods Lived in Canada

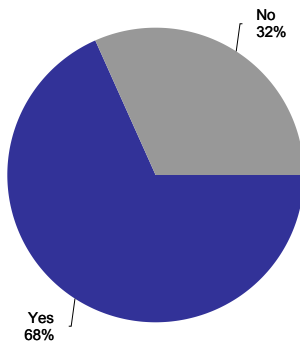
Religious Accommodation

Have you ever requested a religious accommodation?



	Yes	No	Unspecified	Total
Students	553	3,272	360	4,185
Pct	13%	78%	9%	100%

If you requested a religious accommodation, was your request met?

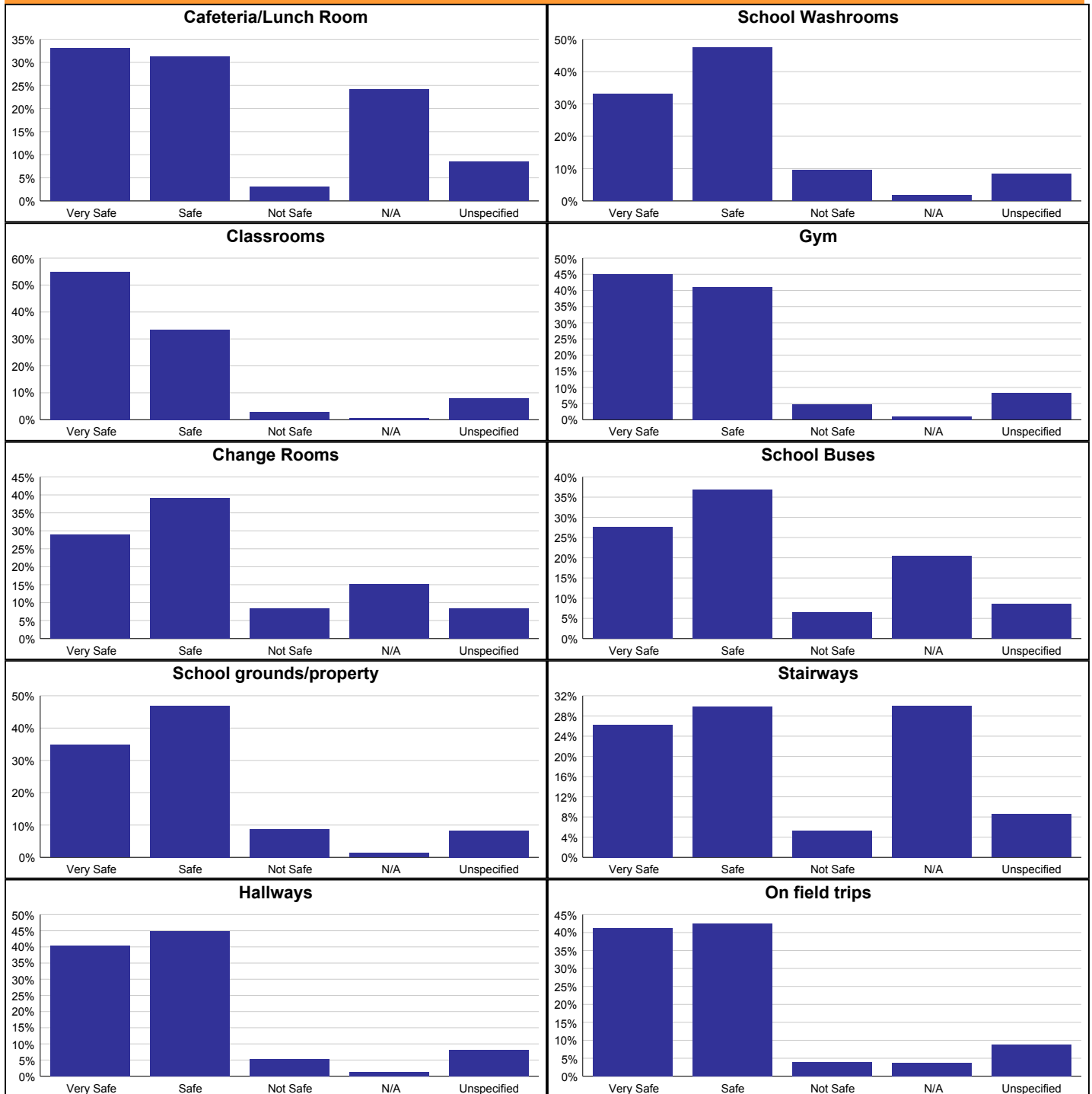


	No	Yes	Total
Students	239	515	754
Pct	32%	68%	100%

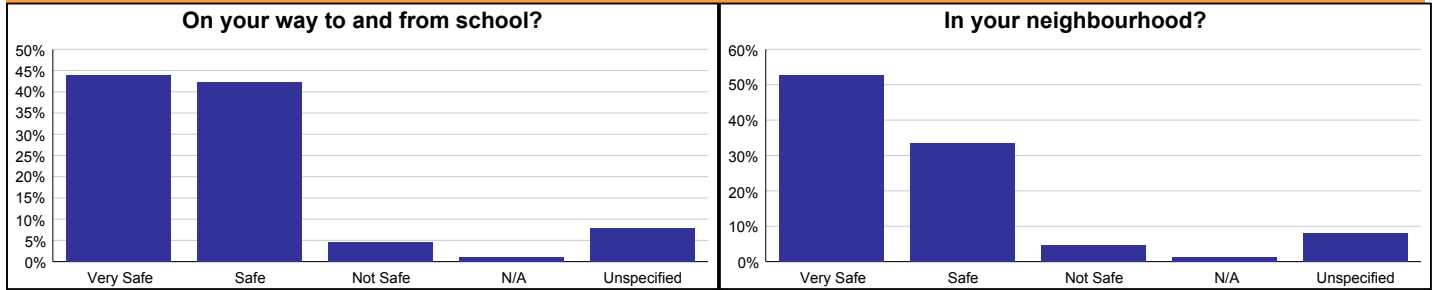
School Climate Survey

Selection: All Schools, Both Male and Female, Both Grade 7 and 8, All Languages, All Periods at this School, All Time Periods Lived in Canada

How safe do you and your friends feel at school in these areas:



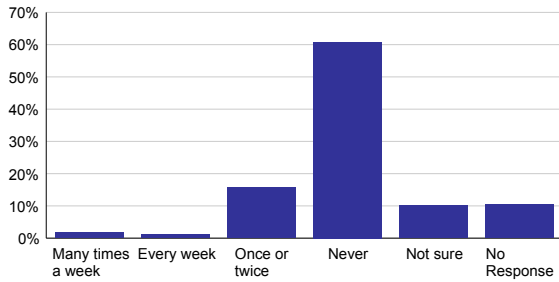
How safe do you feel:



School Climate Survey

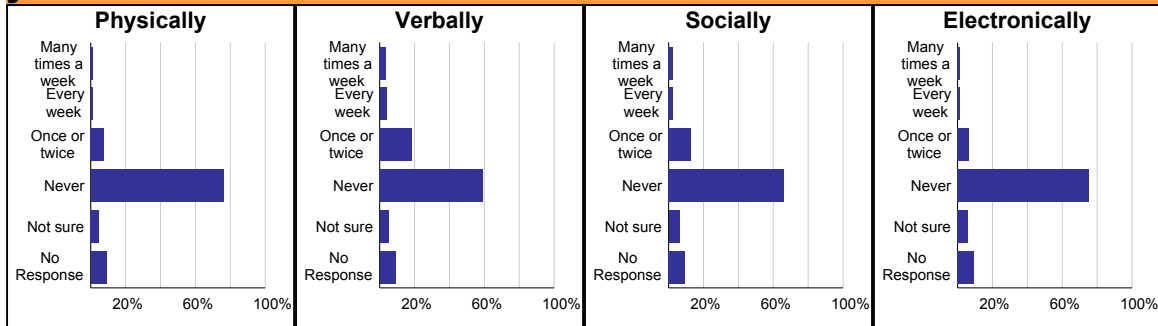
Selection: All Schools, Both Male and Female, Both Grade 7 and 8, All Languages, All Periods at this School, All Time Periods Lived in Canada

In the past four weeks, have you bullied/harassed others?



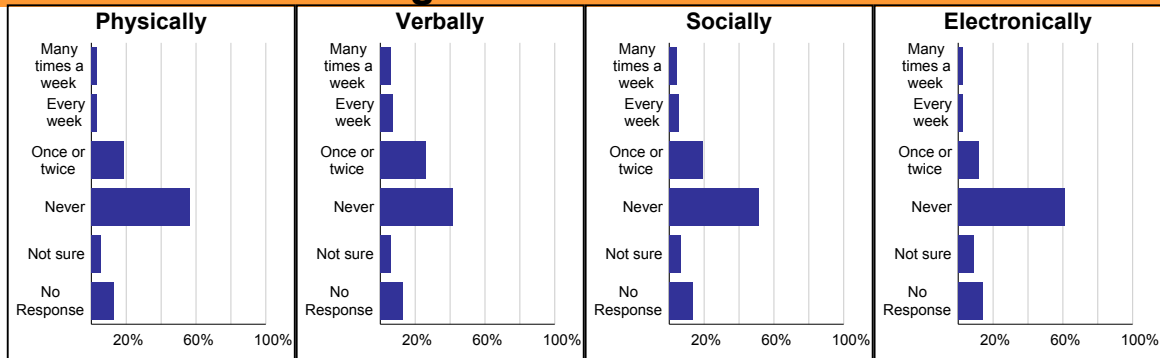
	Many times a week	Every week	Once or twice	Never	Not sure	No Response	Total
Students	69	51	660	2,547	420	438	4,185
Pct	2%	1%	16%	61%	10%	10%	100%

In the past four weeks, how often have other students bullied/harassed you:



	Many times a week	Every week	Once or twice	Never	Not sure	No Response	Total
Physically Pct	1%	1%	8%	76%	5%	9%	100%
Verbally Pct	4%	4%	19%	59%	5%	9%	100%
Socially Pct	2%	3%	13%	66%	6%	9%	100%
Electronically Pct	1%	1%	7%	75%	6%	10%	100%

In the past four weeks at school, how often have you witnessed another student being bullied/harassed:

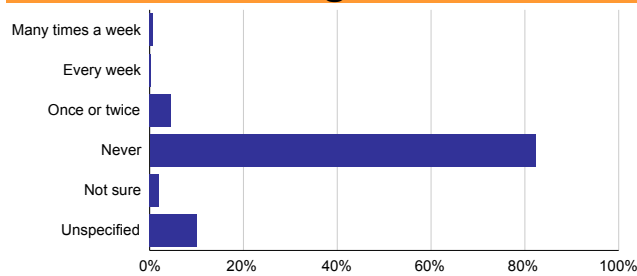


	Many times a week	Every week	Once or twice	Never	Not sure	No Response	Total
Physically Pct	3%	3%	19%	57%	6%	13%	100%
Verbally Pct	6%	7%	26%	42%	6%	13%	100%
Socially Pct	4%	6%	19%	51%	7%	13%	100%
Electronically Pct	2%	3%	12%	61%	9%	14%	100%

In the past four weeks at school, how often have other students bullied/harassed you:

		Many times a week	Every week	Once or twice	Never	Not sure	No Response	Total
Because of an emotional/psychological challenge you may have	Pct	1%	1%	4%	37%	3%	54%	100%
Because of a learning challenge you may have	Pct	1%	1%	4%	39%	3%	54%	100%
Because of a physical challenge you may have	Pct	1%	0%	3%	39%	3%	54%	100%
Because of gender	Pct	0%	1%	2%	40%	3%	54%	100%
Because of income	Pct	0%	0%	2%	40%	4%	54%	100%
Because of Race, ethnicity or culture	Pct	1%	0%	3%	39%	3%	53%	100%
Because of religion	Pct	1%	0%	2%	40%	3%	54%	100%
Because of sexual orientation	Pct	0%	0%	1%	42%	3%	54%	100%
Because of your family circumstances	Pct	1%	1%	3%	38%	3%	54%	100%
Because of your marks at school	Pct	1%	1%	7%	35%	3%	54%	100%
Sexually	Pct	1%	0%	2%	40%	3%	54%	100%

In the past four weeks, how often have you stayed home from school because of being bullied or harassed?

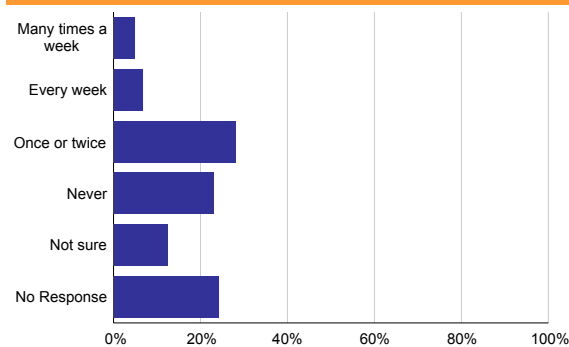


	Many times a week	Every week	Once or twice	Never	Not sure	Unspecified	Total
Students	30	11	193	3,442	84	425	4,185
Pct	1%	0%	5%	82%	2%	10%	100%

In the past four weeks at school, how often have you witnessed another student being the victim of bullying/harassment :

	Many times a week	Every week	Once or twice	Never	Not sure	No Response	Total
Because of Race, ethnicity or culture	1%	2%	9%	54%	8%	27%	100%
Sexually	1%	1%	5%	59%	7%	27%	100%
Because of gender	1%	1%	6%	58%	7%	27%	100%
Because of sexual orientation	1%	1%	5%	58%	8%	27%	100%
Because of religion	1%	1%	8%	55%	8%	27%	100%
Because of a learning challenge you may have	2%	3%	14%	48%	7%	27%	100%
Because of a physical challenge you may have	2%	2%	10%	51%	7%	27%	100%
Because of an emotional/psychological challenge you may have	2%	2%	9%	53%	8%	27%	100%
Because of income	1%	1%	6%	55%	9%	28%	100%

In the past four weeks at school, how often have you tried to help another student who was being bullied/harassed?



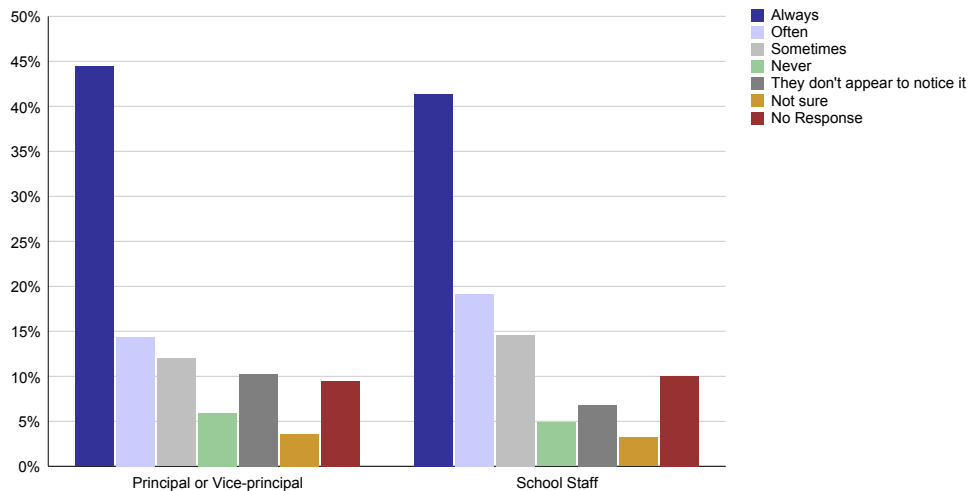
	Many times a week	Every week	Once or twice	Never	Not sure	No Response	Total
Students	210	283	1,181	969	524	1,018	4,185
Pct	5%	7%	28%	23%	13%	24%	100%

School Climate Survey

Selection: All Schools, Both Male and Female, Both Grade 7 and 8, All Languages, All Periods at this School, All Time Periods Lived in Canada

Do you think school administrators and staff try to stop bullying

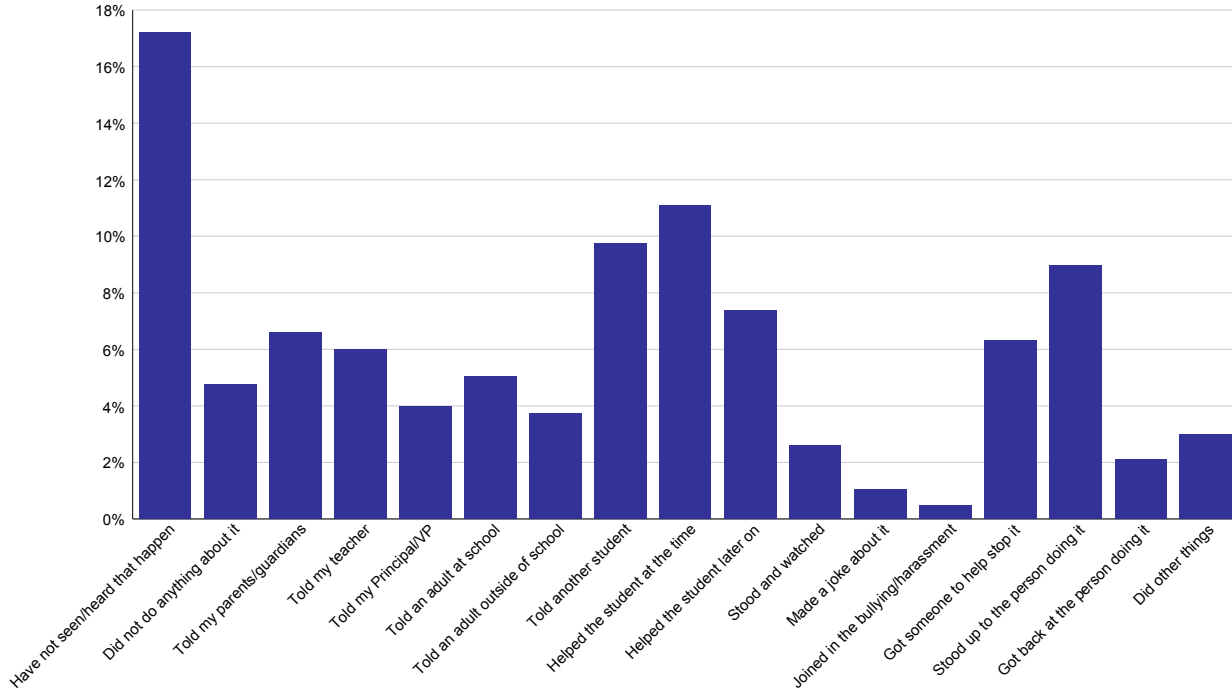
		Always	Often	Sometimes	Never	They don't appear to notice it	Not sure	No Response	Total
Principal or Vice-principal	Students	1,859	601	502	248	430	149	396	4,185
	Pct	44%	14%	12%	6%	10%	4%	9%	100%
School Staff	Students	1,732	800	610	204	285	134	420	4,185
	Pct	41%	19%	15%	5%	7%	3%	10%	100%



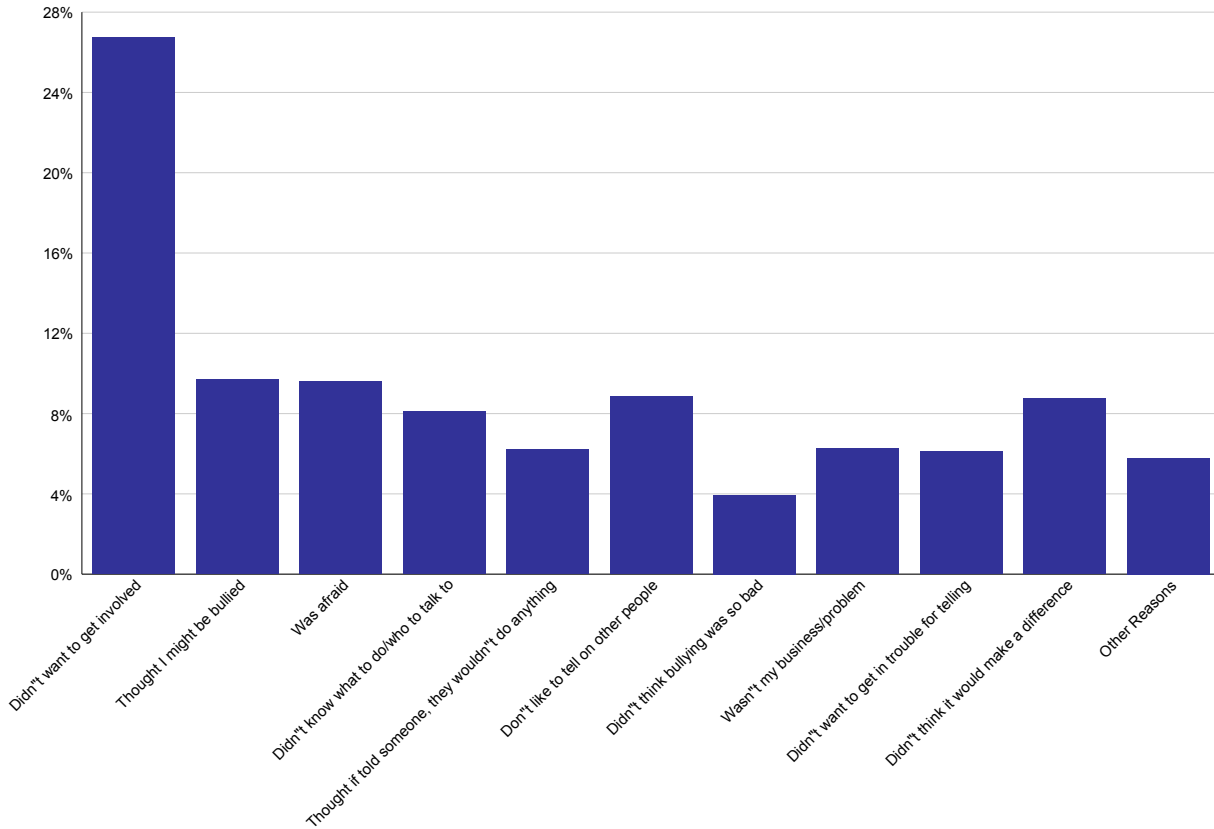
How often do bullying/harassment happen in these places?

		Always	Often	Sometimes	Never	Not sure	Does Not Apply	No Response	Total
Classrooms	Pct	3%	8%	31%	34%	12%	1%	11%	100%
Hallways	Pct	3%	8%	28%	34%	14%	3%	11%	100%
Stairwells	Pct	1%	3%	10%	35%	10%	29%	12%	100%
Schol entrances and exits	Pct	2%	4%	17%	47%	16%	2%	12%	100%
Library	Pct	1%	2%	11%	59%	14%	2%	12%	100%
Gym	Pct	2%	5%	21%	46%	12%	2%	11%	100%
Change rooms	Pct	2%	4%	16%	41%	13%	13%	11%	100%
Washrooms	Pct	2%	4%	17%	47%	16%	2%	11%	100%
On the bus	Pct	3%	6%	19%	31%	14%	15%	12%	100%
School grounds	Pct	6%	13%	31%	25%	11%	2%	12%	100%
Cafeteria	Pct	1%	3%	9%	31%	9%	36%	12%	100%
On field trips	Pct	1%	2%	12%	52%	16%	5%	12%	100%
Extra curricular activities	Pct	2%	3%	14%	43%	16%	10%	12%	100%
Parking Lot	Pct	1%	2%	9%	49%	18%	9%	12%	100%
Electronically	Pct	7%	9%	19%	30%	19%	5%	12%	100%
Walking to and from school	Pct	2%	4%	13%	42%	19%	8%	12%	100%
Other Reasons	Pct	2%	2%	5%	32%	18%	22%	19%	100%

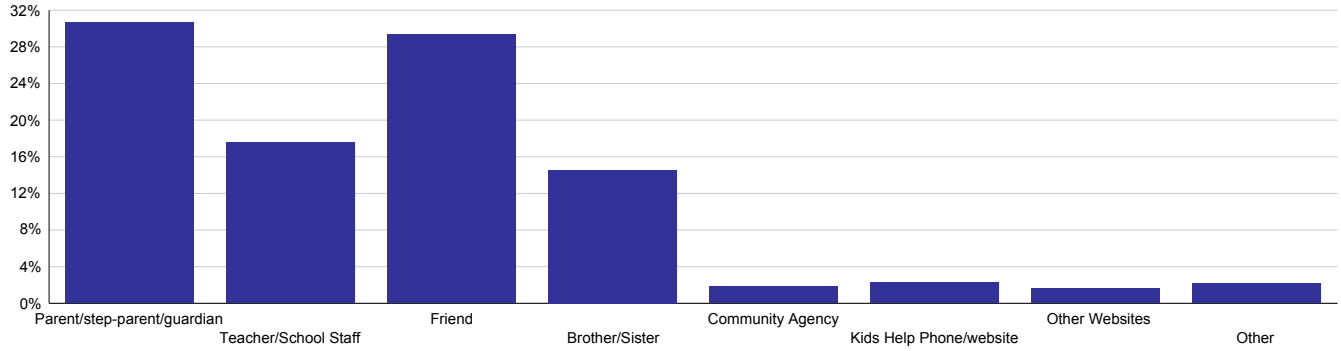
What did you do the last time you witnessed a student being bullied/harassed?



Why weren't you able to do anything about bullying?

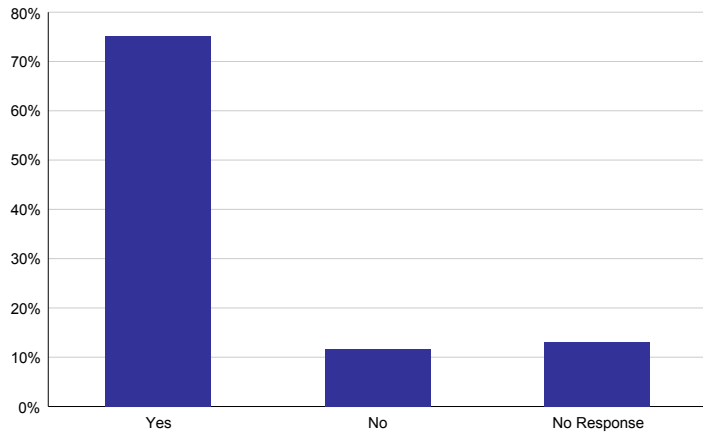


When you need help or information to stay safe, where do you go?

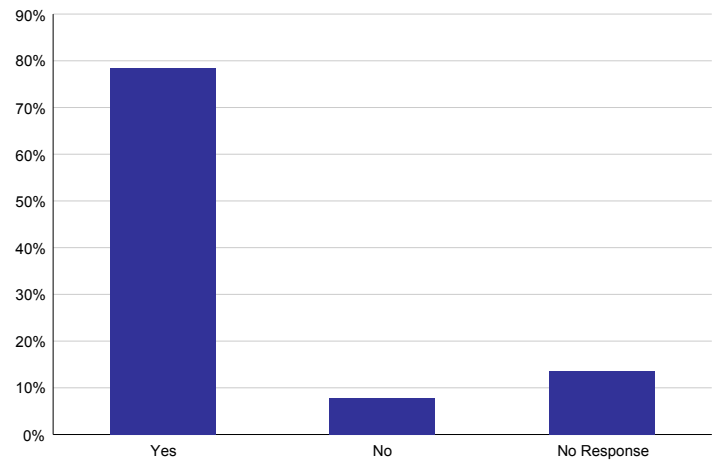


Other

Is there at least one adult in the school that cares about you and you could talk to if you need help?



Are you aware of how to report bullying/harassment at school?



How satisfied are you with what your school has done to prevent bullying?

