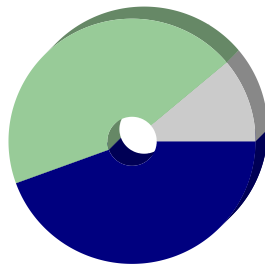


School Climate Survey

Selection: All Schools, Both Girls and Boys, Both Panels, All Age Divisions, Include All Parents

Demographics

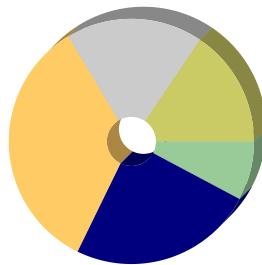
Student Gender:



- Girl
- Boy
- Don't want to answer

| | Girl | Boy | Don't want to answer | Total |
|----------|------|-----|----------------------|-------|
| Students | 335 | 335 | 84 | 754 |
| Pct | 44% | 44% | 11% | 100% |

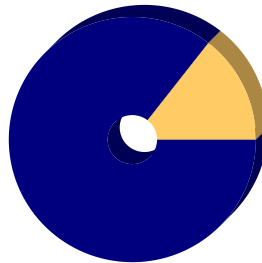
Age Division:



- Ages 3-5
- Ages 6-8
- Ages 9-11
- Ages 12-13
- Age 14+

| | Ages 3-5 | Ages 6-8 | Ages 9-11 | Ages 12-13 | Age 14+ | Total |
|----------|----------|----------|-----------|------------|---------|-------|
| Students | 59 | 185 | 257 | 136 | 117 | 754 |
| Pct | 8% | 25% | 34% | 18% | 16% | 100% |


School Panel:



- Elementary
- Secondary

| | Elementary | Secondary | Total |
|----------|------------|-----------|-------|
| Students | 645 | 109 | 754 |
| Pct | 86% | 14% | 100% |

Parent attended School:



- Yes
- No

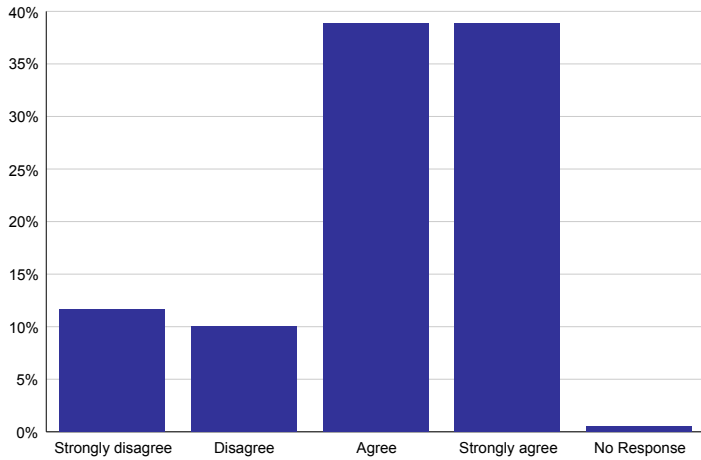
| | Yes | No | Total |
|----------|-----|-----|-------|
| Students | 105 | 649 | 754 |
| Pct | 14% | 86% | 100% |

School Climate Survey

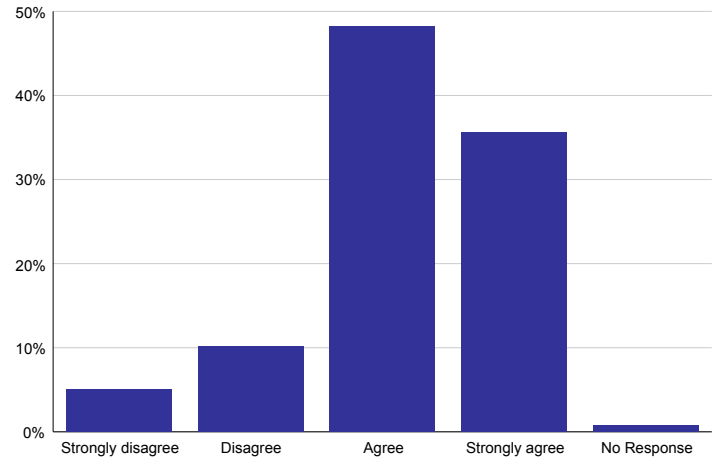
Selection: All Schools, Both Girls and Boys, All Age Divisions, Include All Parents

Parent Perceptions

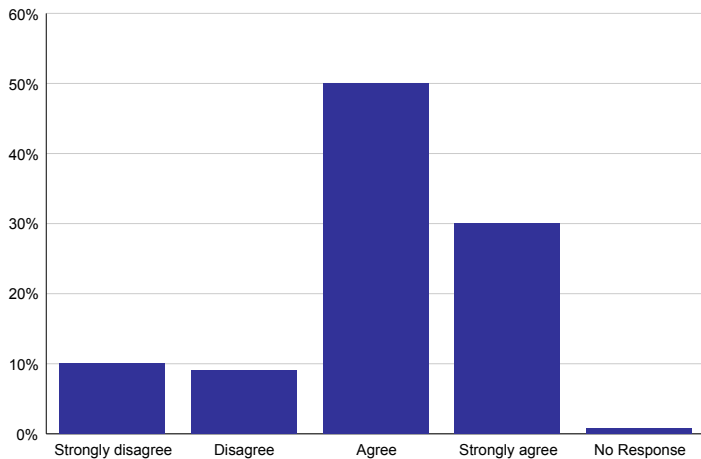
I feel welcome at my child's school



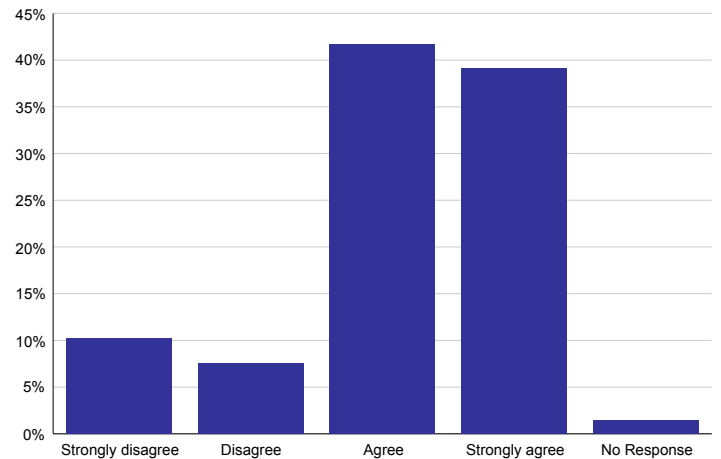
The School is clean and attractive



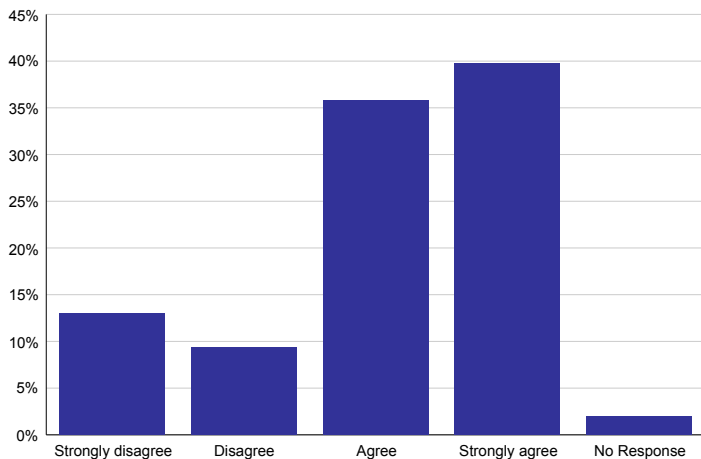
Students are friendly at the school



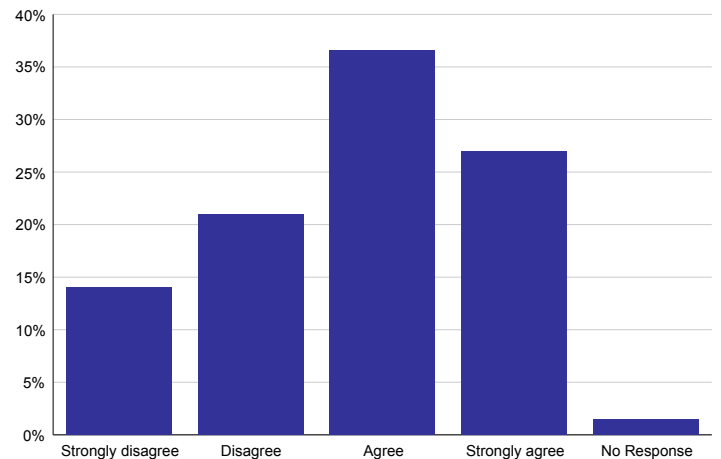
I respect the school's teachers



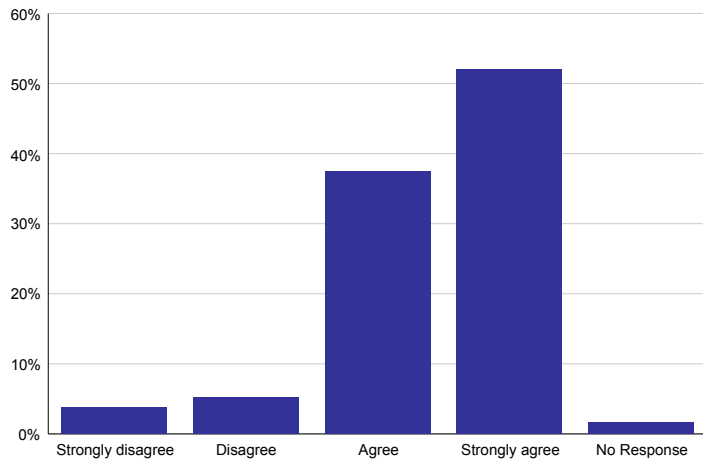
I respect the school's Principal/VP



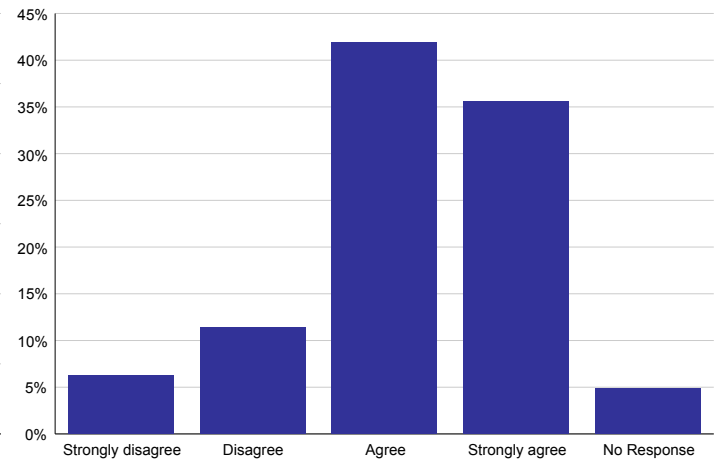
The school clearly communicates how parents can help



Parents and Volunteers are vital to the school community

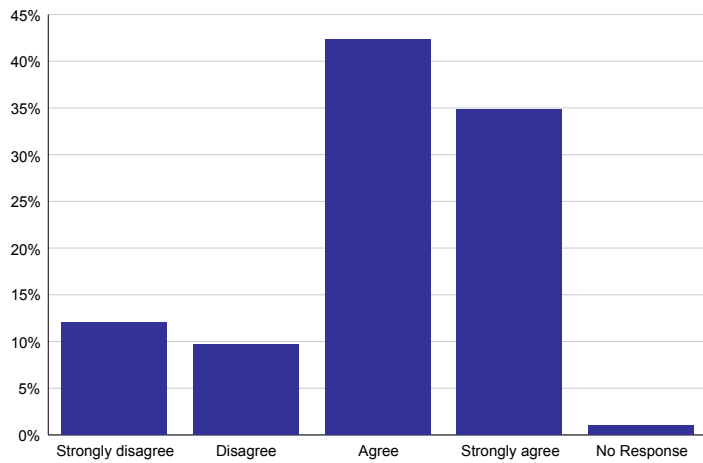


I feel welcome at the school/parent council meetings

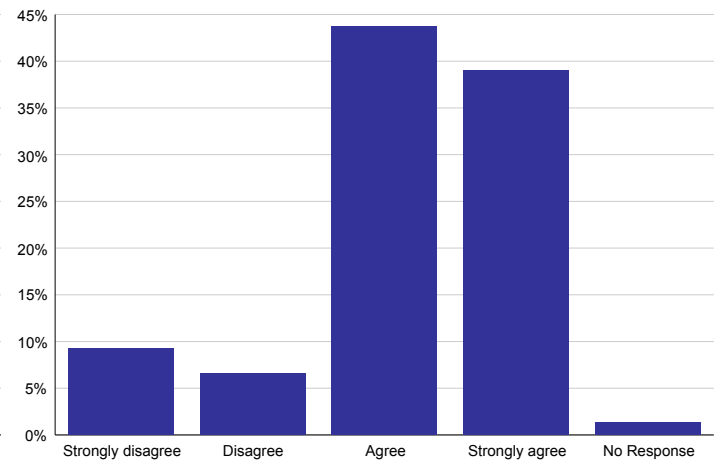


My Child's Perception

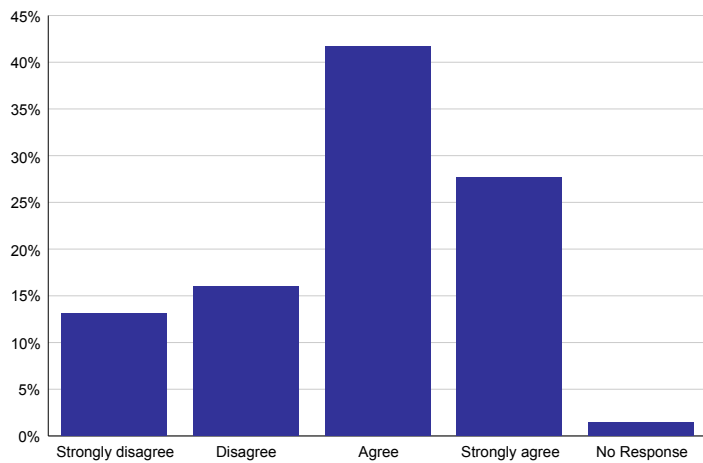
My Child feels safe at School



My child feels safe going to and from School



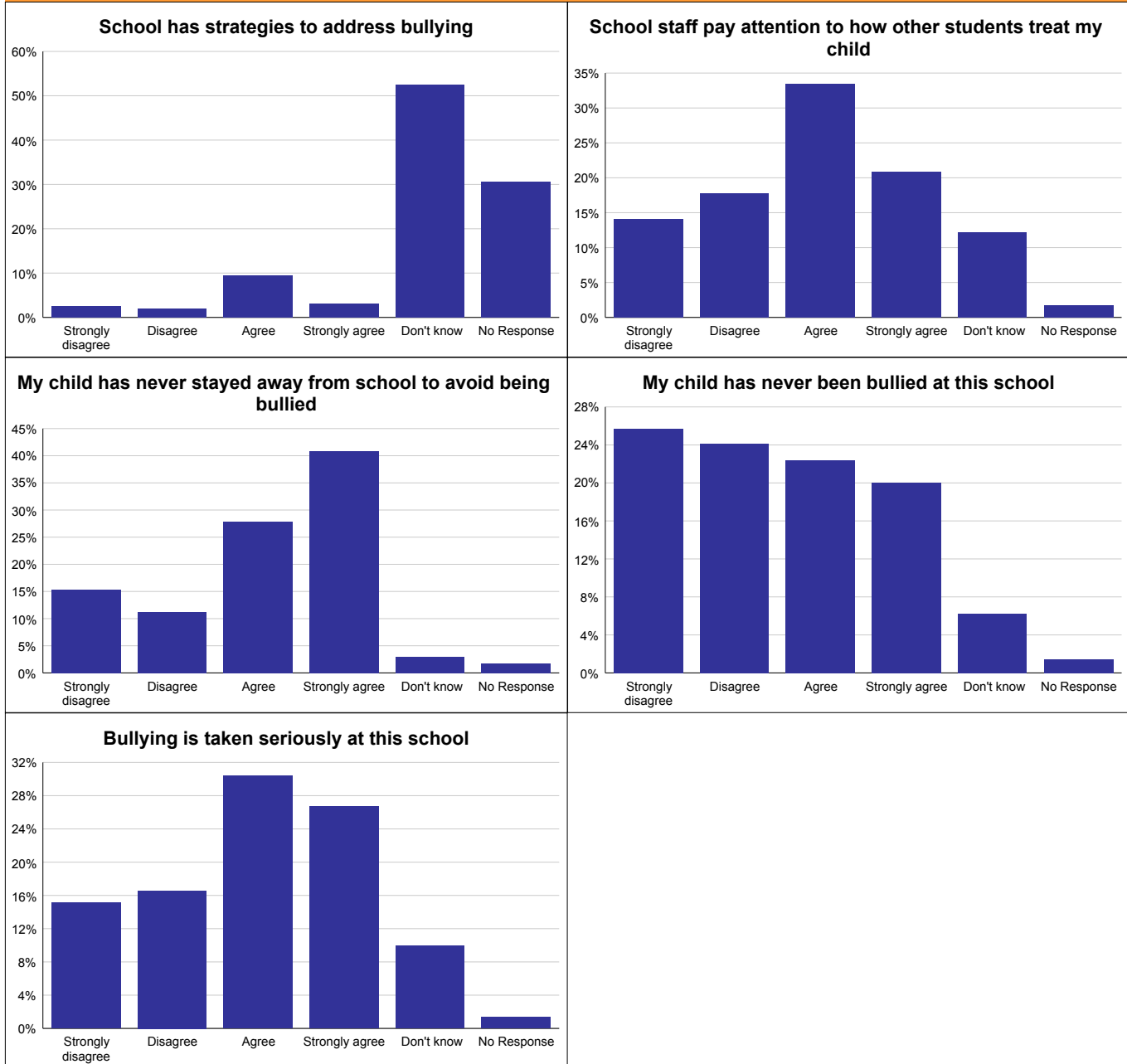
My Child looks forward to going to School each day



School Climate Survey

Selection: All Schools, Both Girls and Boys, Both Panels, All Age Divisions, Include All Parents

My Child's School



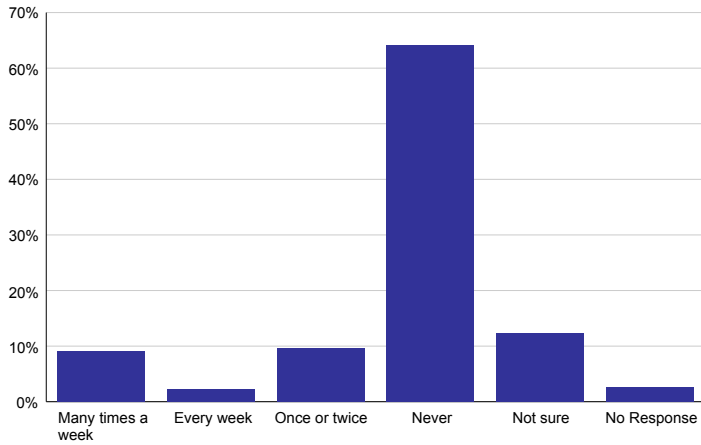
| Students | Strongly disagree | Disagree | Agree | Strongly agree | Don't know | No Response | Summary |
|--|-------------------|----------|-------|----------------|------------|-------------|---------|
| School has strategies to address bullying | 19 | 15 | 71 | 23 | 395 | 231 | 754 |
| Staff pay attention to how other students treat my child | 106 | 134 | 252 | 157 | 92 | 13 | 754 |
| My child has never missed school to avoid being bullied | 116 | 85 | 210 | 308 | 22 | 13 | 754 |
| My child has never been bullied at this school | 194 | 182 | 169 | 151 | 47 | 11 | 754 |
| Bullying is taken seriously at this school | 114 | 125 | 229 | 201 | 75 | 10 | 754 |

School Climate Survey

Selection: All Schools, Both Girls and Boys, Both Panels, All Age Divisions, Include All Parents

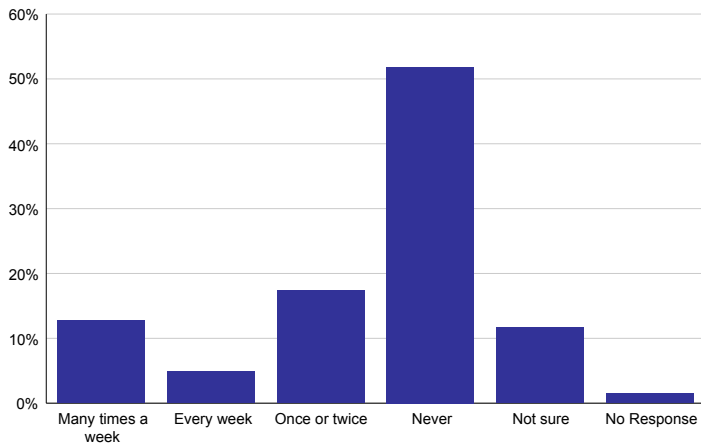
During the past 3 months, has your child been bullied?

Before school?



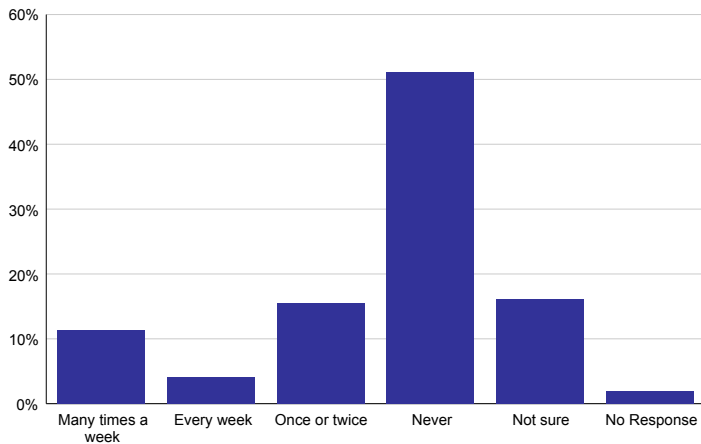
| | Many times a week | Every week | Once or twice | Never | Not sure | No Response | Total |
|---------|-------------------|------------|---------------|-------|----------|-------------|-------|
| Parents | 68 | 17 | 73 | 484 | 93 | 19 | 754 |
| Pct | 9% | 2% | 10% | 64% | 12% | 3% | 100% |

During classes?



| | Many times a week | Every week | Once or twice | Never | Not sure | No Response | Total |
|---------|-------------------|------------|---------------|-------|----------|-------------|-------|
| Parents | 96 | 37 | 131 | 391 | 88 | 11 | 754 |
| Pct | 13% | 5% | 17% | 52% | 12% | 1% | 100% |

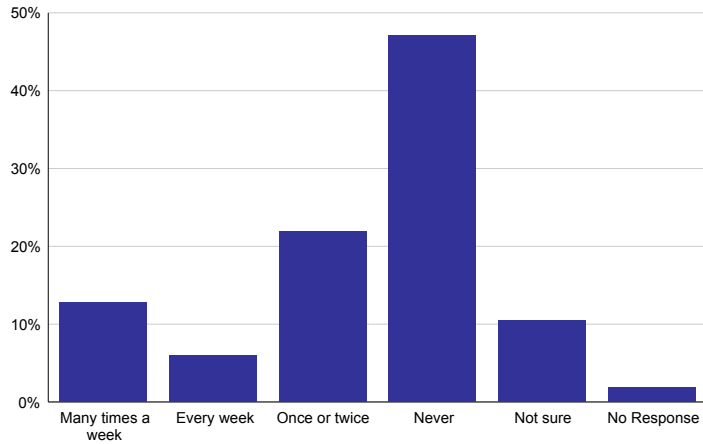
Between classes?



| | Many times a week | Every week | Once or twice | Never | Not sure | No Response | Total |
|---------|-------------------|------------|---------------|-------|----------|-------------|-------|
| Parents | 86 | 31 | 117 | 385 | 121 | 14 | 754 |
| Pct | 11% | 4% | 16% | 51% | 16% | 2% | 100% |

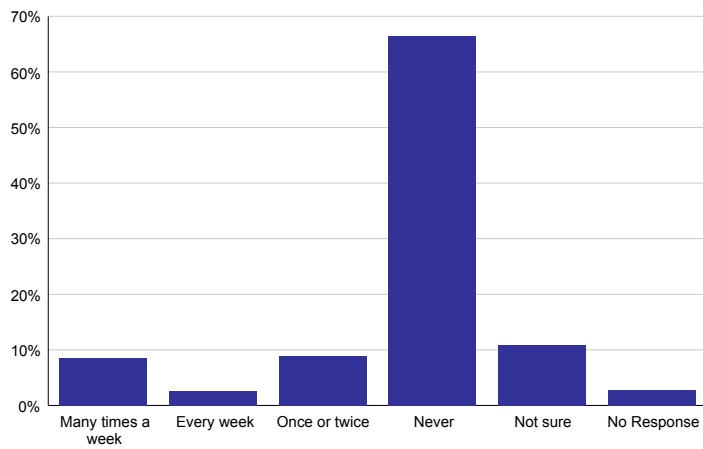
During the past 3 months, has your child been bullied?

During lunch/spare?



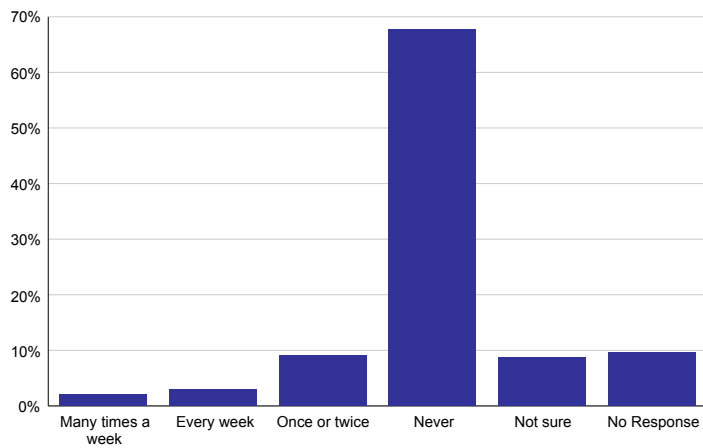
| | Many times a week | Every week | Once or twice | Never | Not sure | No Response | Total |
|---------|-------------------|------------|---------------|-------|----------|-------------|-------|
| Parents | 96 | 45 | 165 | 355 | 79 | 14 | 754 |
| Pct | 13% | 6% | 22% | 47% | 10% | 2% | 100% |

After school?



| | Many times a week | Every week | Once or twice | Never | Not sure | No Response | Total |
|---------|-------------------|------------|---------------|-------|----------|-------------|-------|
| Parents | 64 | 19 | 67 | 501 | 82 | 21 | 754 |
| Pct | 8% | 3% | 9% | 66% | 11% | 3% | 100% |

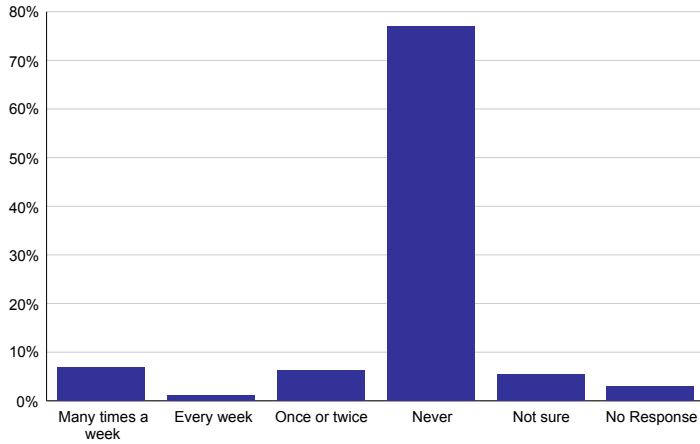
On the bus?



| | Many times a week | Every week | Once or twice | Never | Not sure | No Response | Total |
|---------|-------------------|------------|---------------|-------|----------|-------------|-------|
| Parents | 15 | 22 | 68 | 510 | 66 | 73 | 754 |
| Pct | 2% | 3% | 9% | 68% | 9% | 10% | 100% |

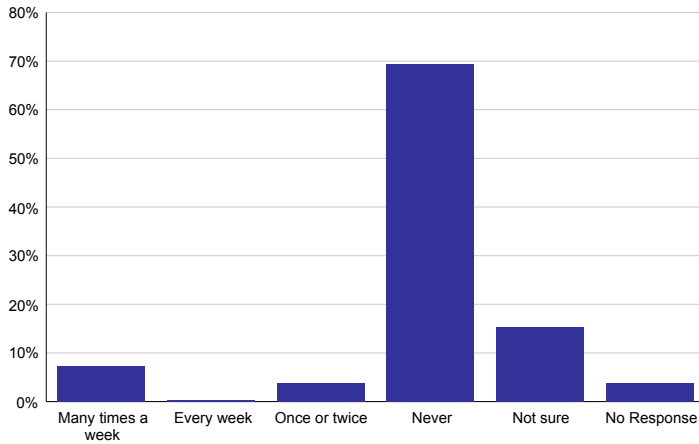
During the past 3 months, has your child been bullied?

During evenings and weekends?



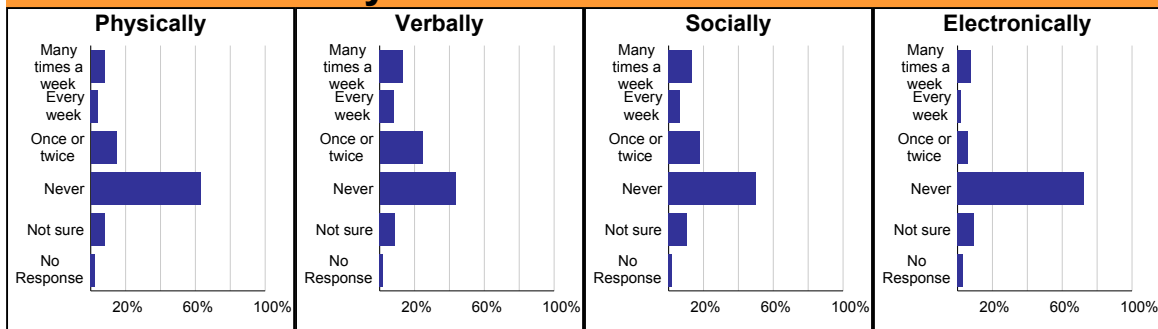
| | Many times a week | Every week | Once or twice | Never | Not sure | No Response | Total |
|---------|-------------------|------------|---------------|-------|----------|-------------|-------|
| Parents | 52 | 9 | 48 | 581 | 41 | 23 | 754 |
| Pct | 7% | 1% | 6% | 77% | 5% | 3% | 100% |

On field trips?



| | Many times a week | Every week | Once or twice | Never | Not sure | No Response | Total |
|---------|-------------------|------------|---------------|-------|----------|-------------|-------|
| Parents | 55 | 3 | 29 | 523 | 115 | 29 | 754 |
| Pct | 7% | 0% | 4% | 69% | 15% | 4% | 100% |

In the past 3 months, how often have other students bullied/harrassed your child?

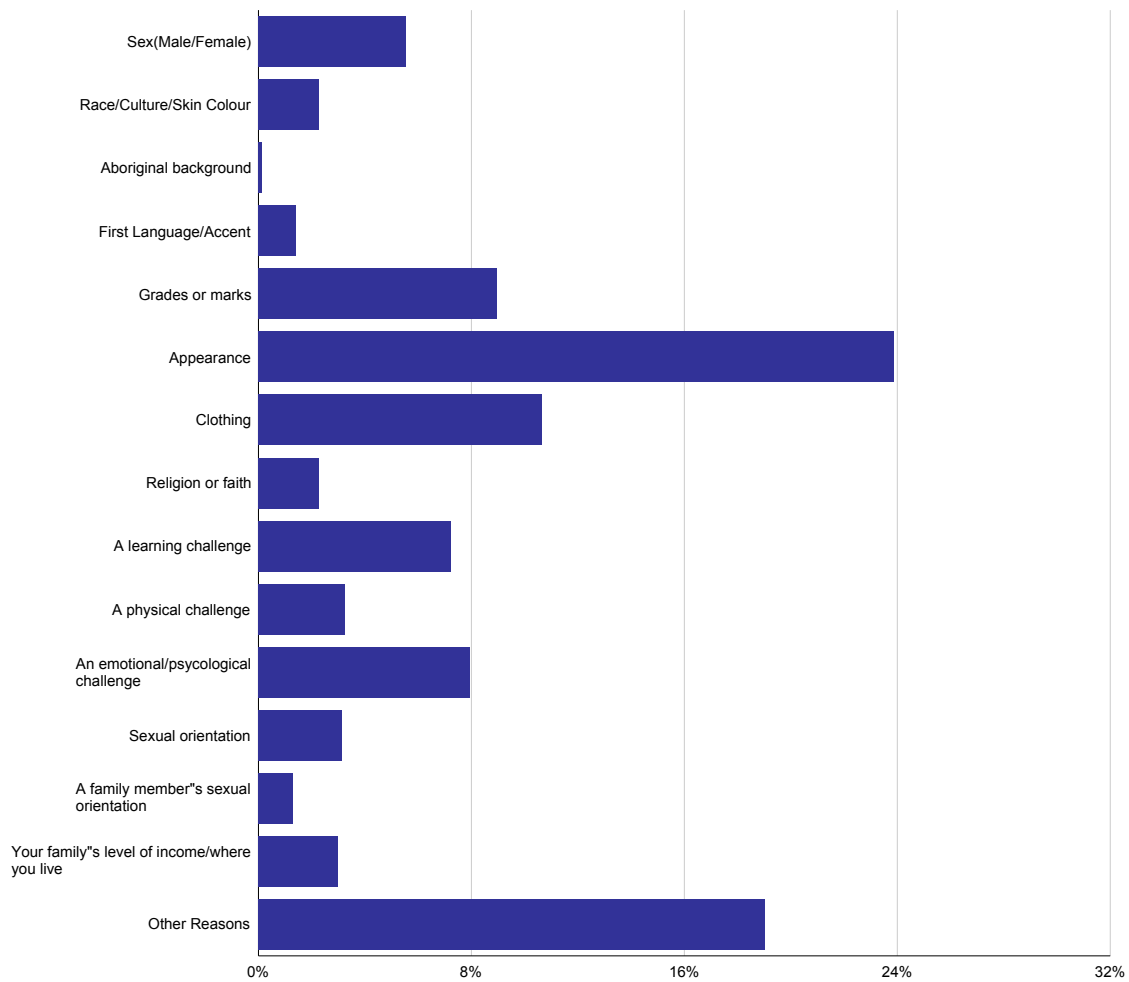


| | Many times a week | | Every week | | Once or twice | | Never | | Not sure | | No Response | |
|----------------|-------------------|-----|------------|-----|---------------|-----|---------|-----|----------|-----|-------------|-----|
| | Parents | Pct | Parents | Pct | Parents | Pct | Parents | Pct | Parents | Pct | Parents | Pct |
| Physically | 59 | 10% | 31 | 5% | 112 | 16% | 475 | 57% | 59 | 9% | 18 | 2% |
| Verbally | 100 | 10% | 63 | 5% | 185 | 16% | 328 | 57% | 65 | 9% | 13 | 2% |
| Socially | 100 | 10% | 48 | 5% | 136 | 16% | 377 | 57% | 78 | 9% | 15 | 2% |
| Electronically | 57 | 10% | 14 | 5% | 46 | 16% | 545 | 57% | 70 | 9% | 22 | 2% |

School Climate Survey

Selection: All Schools, Both Girls and Boys, Both Panels, All Age Divisions, Include All Parents

If your child has been bullied, what do you think are the reasons?



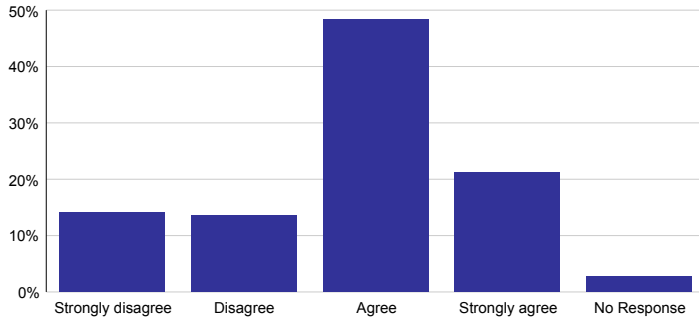
| | Parents that identified this criteria | Pct |
|--|---------------------------------------|-----|
| Sex(Male/Female) | 39 | 6% |
| Race/Culture/Skin Colour | 16 | 2% |
| Aboriginal background | 1 | 0% |
| First Language/Accent | 10 | 1% |
| Grades or marks | 63 | 9% |
| Appearance | 168 | 24% |
| Clothing | 75 | 11% |
| Religion or faith | 16 | 2% |
| A learning challenge | 51 | 7% |
| A physical challenge | 23 | 3% |
| An emotional/psychological challenge | 56 | 8% |
| Sexual orientation | 22 | 3% |
| A family member's sexual orientation | 9 | 1% |
| Your family's level of income/where you live | 21 | 3% |
| Other Reasons | 134 | 19% |

School Climate Survey

Selection: All Schools, Both Girls and Boys, Both Panels, All Age Divisions, Include All Parents

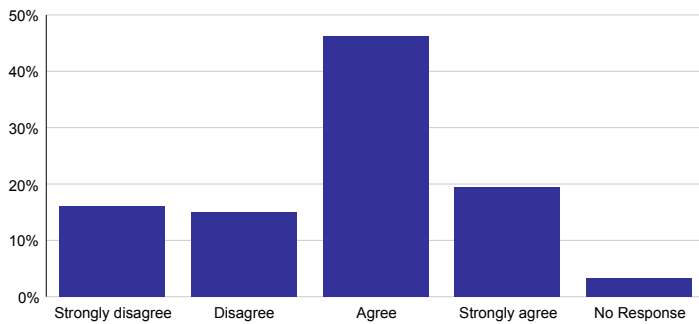
School Rules and Discipline

Students are treated fairly by staff at the school



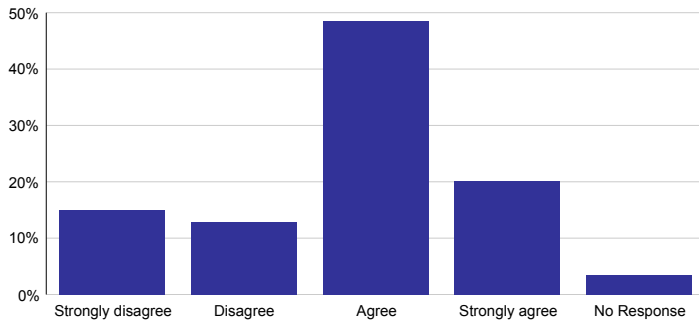
| | Strongly disagree | Disagree | Agree | Strongly agree | No Response | Total |
|---------|-------------------|----------|-------|----------------|-------------|-------|
| Parents | 106 | 103 | 364 | 160 | 21 | 754 |
| Pct | 14% | 14% | 48% | 21% | 3% | 100% |

The school's rules are enforced fairly



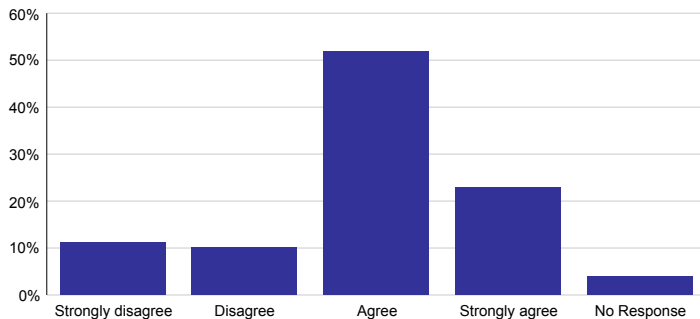
| | Strongly disagree | Disagree | Agree | Strongly agree | No Response | Total |
|---------|-------------------|----------|-------|----------------|-------------|-------|
| Parents | 121 | 113 | 349 | 146 | 25 | 754 |
| Pct | 16% | 15% | 46% | 19% | 3% | 100% |

The school's staff listen to both sides of the story



| | Strongly disagree | Disagree | Agree | Strongly agree | No Response | Total |
|---------|-------------------|----------|-------|----------------|-------------|-------|
| Parents | 113 | 97 | 366 | 152 | 26 | 754 |
| Pct | 15% | 13% | 49% | 20% | 3% | 100% |

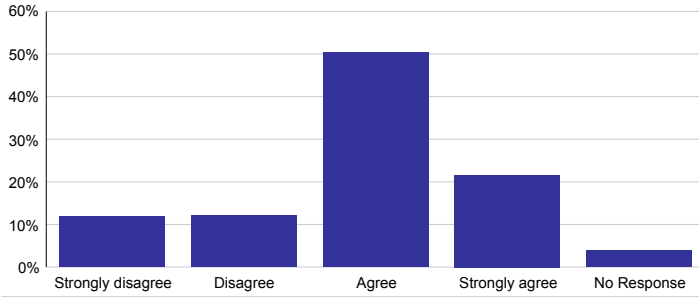
The school's rules are fair



| | Strongly disagree | Disagree | Agree | Strongly agree | No Response | Total |
|---------|-------------------|----------|-------|----------------|-------------|-------|
| Parents | 85 | 76 | 391 | 172 | 30 | 754 |
| Pct | 11% | 10% | 52% | 23% | 4% | 100% |

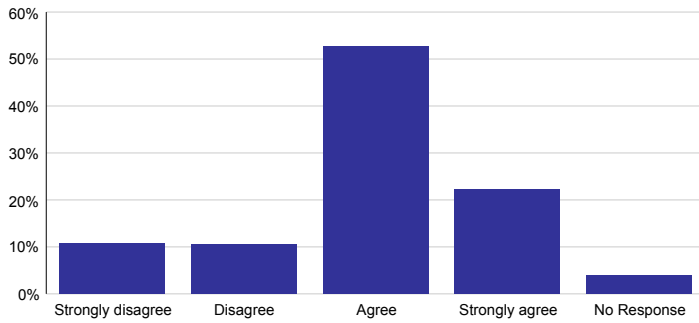
School Rules and Discipline

The reasons for rules or consequences are explained to students



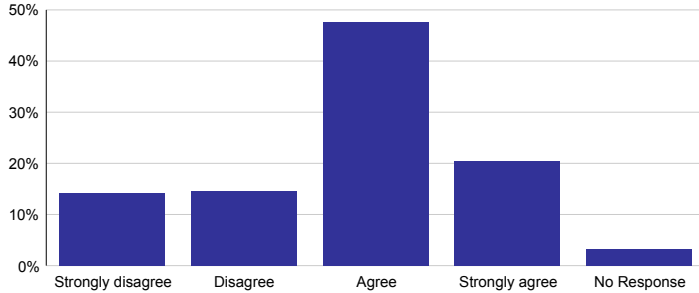
| | Strongly disagree | Disagree | Agree | Strongly agree | No Response | Total |
|---------|-------------------|----------|-------|----------------|-------------|-------|
| Parents | 90 | 91 | 380 | 163 | 30 | 754 |
| Pct | 12% | 12% | 50% | 22% | 4% | 100% |

Students understand the school's rules and codes of conduct



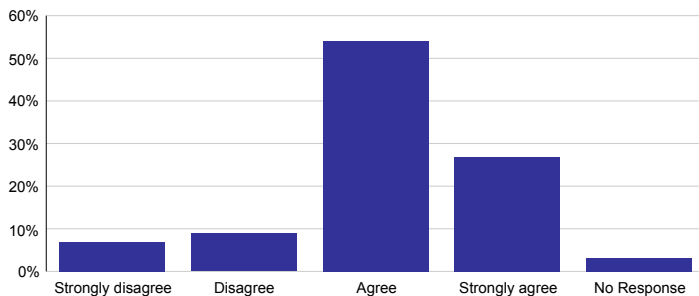
| | Strongly disagree | Disagree | Agree | Strongly agree | No Response | Total |
|---------|-------------------|----------|-------|----------------|-------------|-------|
| Parents | 81 | 80 | 397 | 167 | 29 | 754 |
| Pct | 11% | 11% | 53% | 22% | 4% | 100% |

The reasons for rules and consequences are shared with parents



| | Strongly disagree | Disagree | Agree | Strongly agree | No Response | Total |
|---------|-------------------|----------|-------|----------------|-------------|-------|
| Parents | 107 | 110 | 359 | 154 | 24 | 754 |
| Pct | 14% | 15% | 48% | 20% | 3% | 100% |

The school's rules and codes of conduct are made available to parents



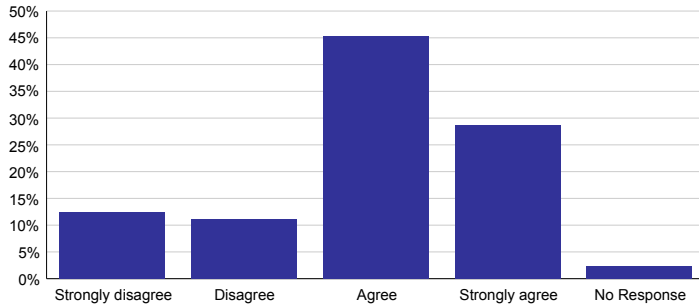
| | Strongly disagree | Disagree | Agree | Strongly agree | No Response | Total |
|---------|-------------------|----------|-------|----------------|-------------|-------|
| Parents | 52 | 67 | 408 | 203 | 24 | 754 |
| Pct | 7% | 9% | 54% | 27% | 3% | 100% |

School Climate Survey

Selection: All Schools, Both Girls and Boys, Both Panels, All Age Divisions, Include All Parents

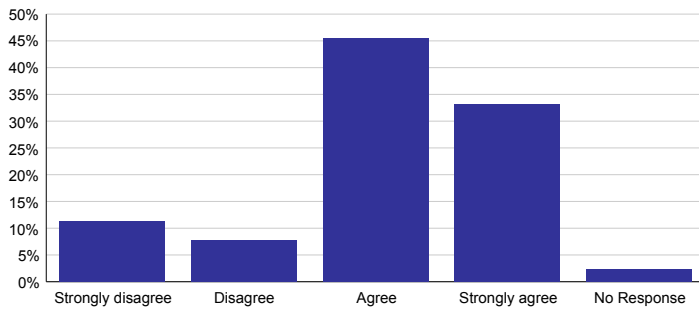
Communication and Expectations

I am informed about my child's progress at school



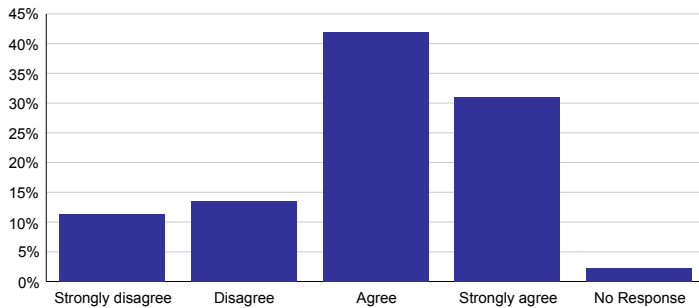
| | Strongly disagree | Disagree | Agree | Strongly agree | No Response | Summary |
|---------|-------------------|----------|-------|----------------|-------------|---------|
| Parents | 94 | 84 | 342 | 216 | 18 | 754 |
| Pct | 12% | 11% | 45% | 29% | 2% | 45% |

My calls to the school are returned in a timely manner



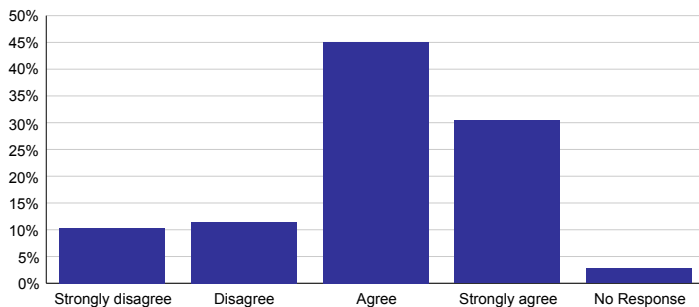
| | Strongly disagree | Disagree | Agree | Strongly agree | No Response | Summary |
|---------|-------------------|----------|-------|----------------|-------------|---------|
| Parents | 85 | 58 | 343 | 250 | 18 | 754 |
| Pct | 11% | 8% | 45% | 33% | 2% | 45% |

I know what my child's teachers expect of my child



| | Strongly disagree | Disagree | Agree | Strongly agree | No Response | Summary |
|---------|-------------------|----------|-------|----------------|-------------|---------|
| Parents | 85 | 102 | 316 | 234 | 17 | 754 |
| Pct | 11% | 14% | 42% | 31% | 2% | 42% |

My child knows the teacher's expectations



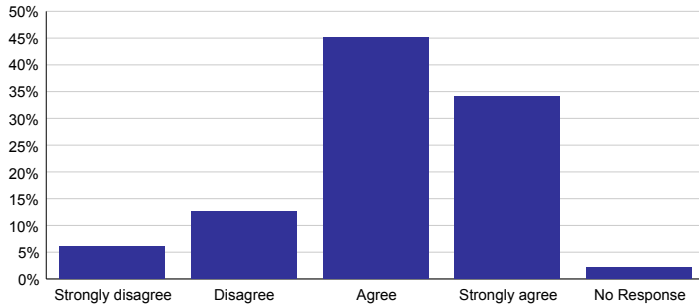
| | Strongly disagree | Disagree | Agree | Strongly agree | No Response | Summary |
|---------|-------------------|----------|-------|----------------|-------------|---------|
| Parents | 78 | 86 | 340 | 229 | 21 | 754 |
| Pct | 10% | 11% | 45% | 30% | 3% | 45% |

School Climate Survey

Selection: All Schools, Both Girls and Boys, Both Panels, All Age Divisions, Include All Parents

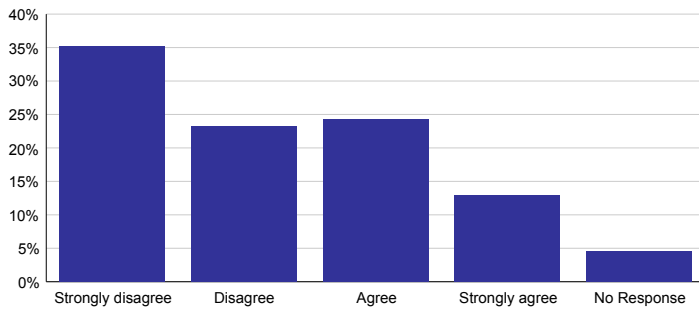
Student Needs

The school provides a calendar of school activities



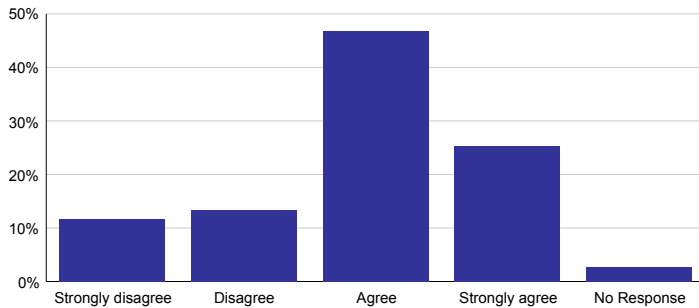
| | Strongly disagree | Disagree | Agree | Strongly agree | No Response | Summary |
|---------|-------------------|----------|-------|----------------|-------------|---------|
| Parents | 46 | 95 | 340 | 257 | 16 | 754 |
| Pct | 6% | 13% | 45% | 34% | 2% | 45% |

The school provides extra-curricular activities for the students



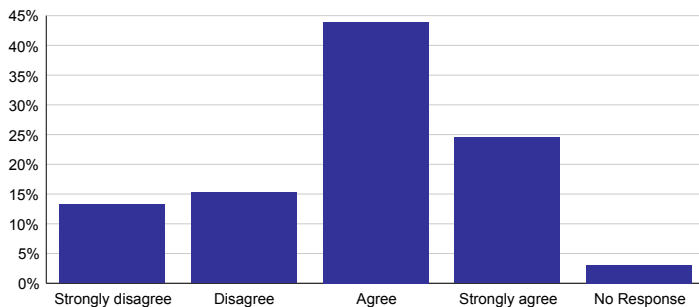
| | Strongly disagree | Disagree | Agree | Strongly agree | No Response | Summary |
|---------|-------------------|----------|-------|----------------|-------------|---------|
| Parents | 265 | 175 | 183 | 97 | 34 | 754 |
| Pct | 35% | 23% | 24% | 13% | 5% | 24% |

The school meets the academic needs of the students



| | Strongly disagree | Disagree | Agree | Strongly agree | No Response | Summary |
|---------|-------------------|----------|-------|----------------|-------------|---------|
| Parents | 88 | 101 | 353 | 191 | 21 | 754 |
| Pct | 12% | 13% | 47% | 25% | 3% | 47% |

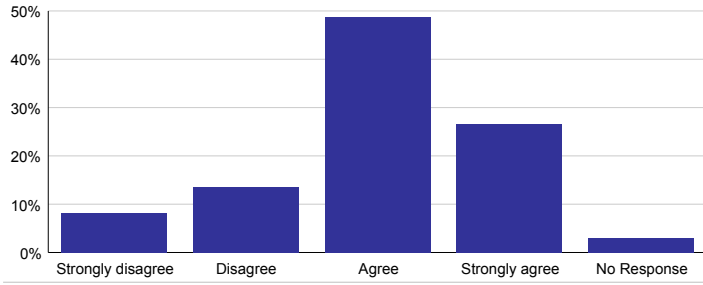
The school provides an excellent learning environment



| | Strongly disagree | Disagree | Agree | Strongly agree | No Response | Summary |
|---------|-------------------|----------|-------|----------------|-------------|---------|
| Parents | 100 | 115 | 331 | 185 | 23 | 754 |
| Pct | 13% | 15% | 44% | 25% | 3% | 44% |

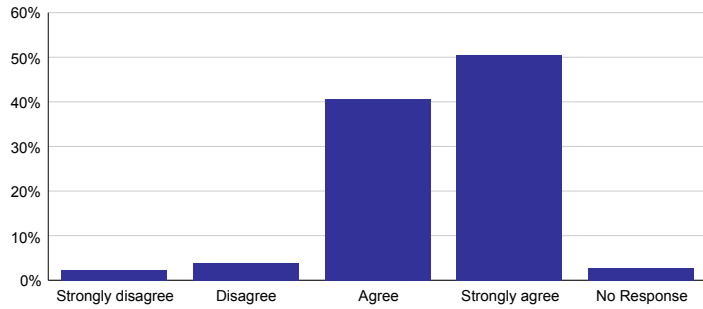
Student Supports

I know how and where to access resources to support learning at home



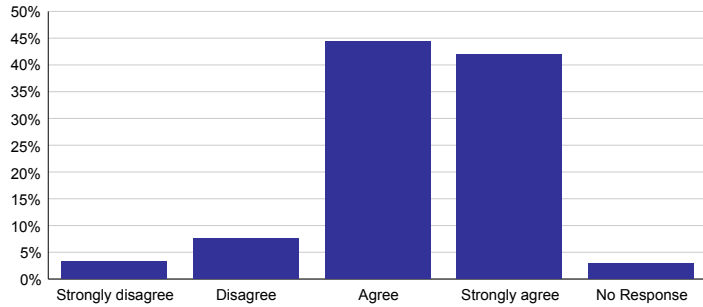
| | Strongly disagree | Disagree | Agree | Strongly agree | No Response | Summary |
|---------|-------------------|----------|-------|----------------|-------------|---------|
| Parents | 61 | 102 | 367 | 201 | 23 | 754 |
| Pct | 8% | 14% | 49% | 27% | 3% | 49% |

My child has at least 1 friend at school



| | Strongly disagree | Disagree | Agree | Strongly agree | No Response | Summary |
|---------|-------------------|----------|-------|----------------|-------------|---------|
| Parents | 17 | 29 | 306 | 381 | 21 | 754 |
| Pct | 2% | 4% | 41% | 51% | 3% | 41% |

My child shares what went on at school



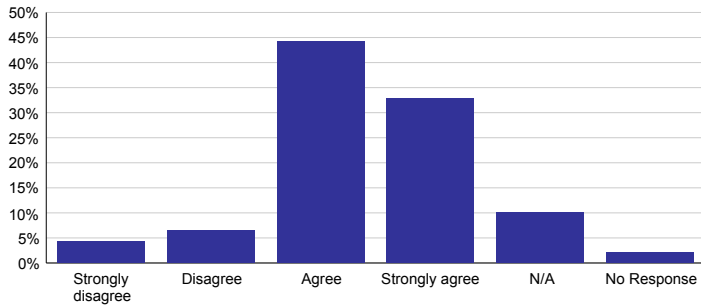
| | Strongly disagree | Disagree | Agree | Strongly agree | No Response | Summary |
|---------|-------------------|----------|-------|----------------|-------------|---------|
| Parents | 25 | 57 | 334 | 316 | 22 | 754 |
| Pct | 3% | 8% | 44% | 42% | 3% | 44% |

School Climate Survey

Selection: All Schools, Both Girls and Boys, Both Panels, All Age Divisions, Include All Parents

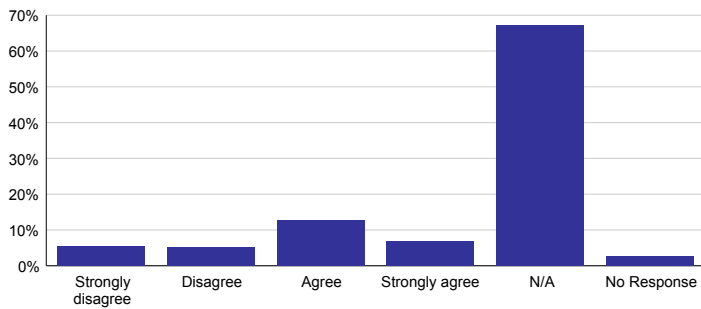
Personal Wellness

The school staff educates my child about personal wellness



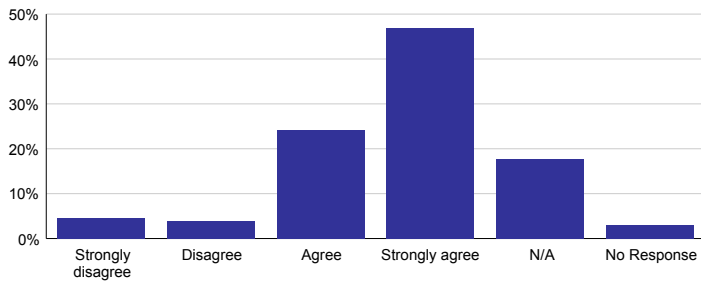
| | Strongly disagree | Disagree | Agree | Strongly agree | N/A | No Response | Summary |
|---------|-------------------|----------|-------|----------------|-----|-------------|---------|
| Parents | 33 | 49 | 333 | 247 | 76 | 16 | 754 |
| Pct | 4% | 6% | 44% | 33% | 10% | 2% | 33% |

School Staff understands my child's mental health diagnosis



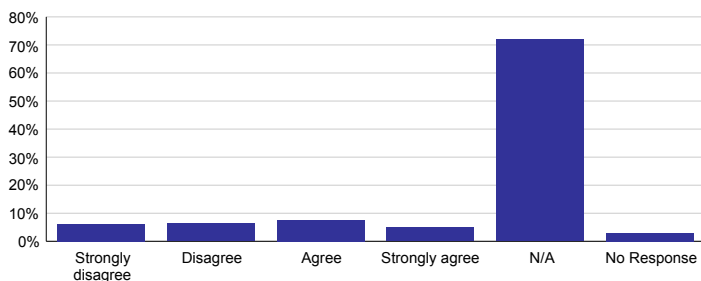
| | Strongly disagree | Disagree | Agree | Strongly agree | N/A | No Response | Summary |
|---------|-------------------|----------|-------|----------------|-----|-------------|---------|
| Parents | 41 | 40 | 95 | 52 | 506 | 20 | 754 |
| Pct | 5% | 5% | 13% | 7% | 67% | 3% | 7% |

If my child was diagnosed with a mental illness, I would tell the school so that they could help my child at school



| | Strongly disagree | Disagree | Agree | Strongly agree | N/A | No Response | Summary |
|---------|-------------------|----------|-------|----------------|-----|-------------|---------|
| Parents | 34 | 29 | 182 | 353 | 134 | 22 | 754 |
| Pct | 5% | 4% | 24% | 47% | 18% | 3% | 47% |

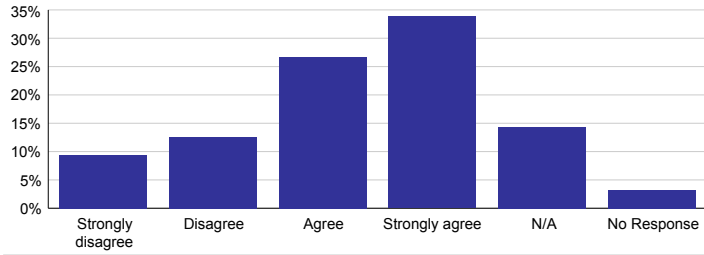
School staff have assisted me in finding community supports to address mental health concerns related to my child



| | Strongly disagree | Disagree | Agree | Strongly agree | N/A | No Response | Summary |
|---------|-------------------|----------|-------|----------------|-----|-------------|---------|
| Parents | 47 | 48 | 57 | 37 | 542 | 23 | 754 |
| Pct | 6% | 6% | 8% | 5% | 72% | 3% | 5% |

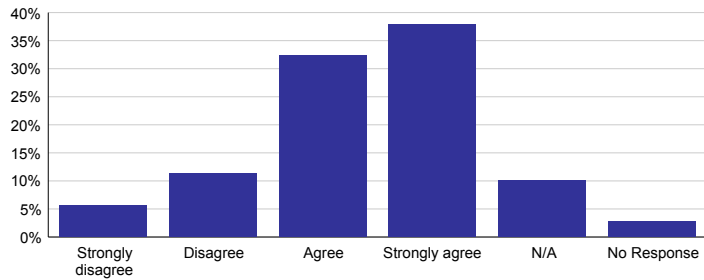
Personal Wellness

I would feel comfortable approaching my school for information about topics such as stress, staying safe on-line and what mental illness looks like in children



| | Strongly disagree | Disagree | Agree | Strongly agree | N/A | No Response | Summary |
|---------|-------------------|----------|-------|----------------|-----|-------------|------------|
| Parents | 71 | 95 | 201 | 255 | 108 | 24 | 754 |
| Pct | 9% | 13% | 27% | 34% | 14% | 3% | 34% |

If my child or other children were in crisis, I would know where to get help



| | Strongly disagree | Disagree | Agree | Strongly agree | N/A | No Response | Summary |
|---------|-------------------|----------|-------|----------------|-----|-------------|------------|
| Parents | 43 | 85 | 244 | 285 | 76 | 21 | 754 |
| Pct | 6% | 11% | 32% | 38% | 10% | 3% | 38% |