

# Greater Essex County District School Board

## 2015 School Climate Survey - Parents

### Table of Contents


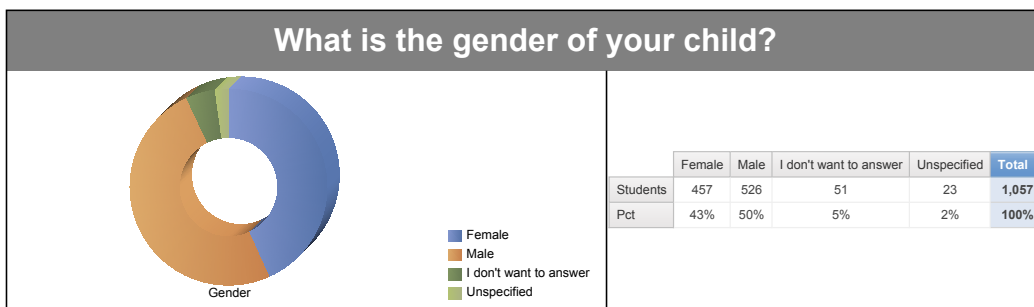
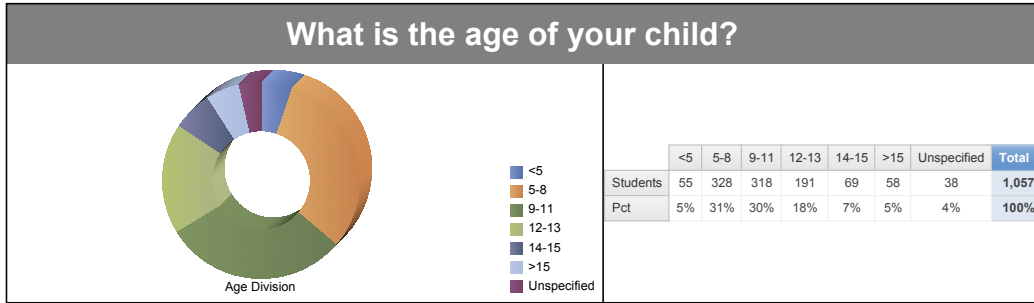
Demographics.....	2
Parent Perceptions.....	3
My Child's Perceptions.....	5
School Rules and Discipline.....	6
Communication and Expectations.....	8
Student Needs.....	9
Supports.....	10
Personal Wellness.....	11
Bullying.....	13

# Greater Essex County District School Board

## 2015 School Climate Survey - Parents

### Demographics

[Return to Table of Contents](#)

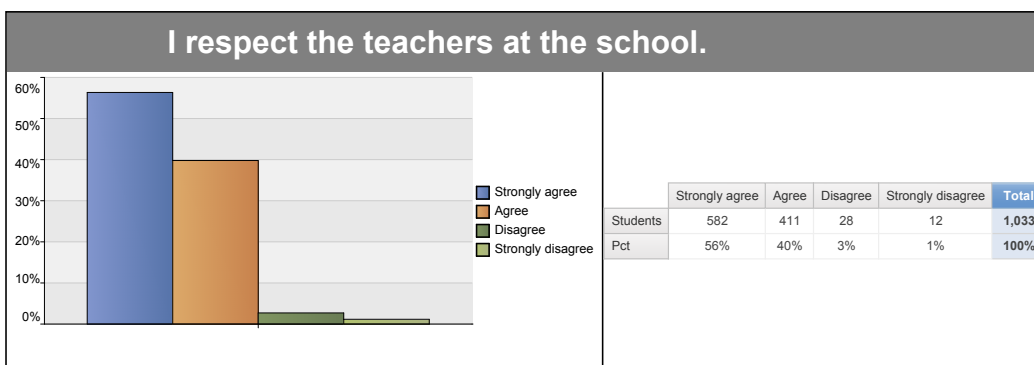
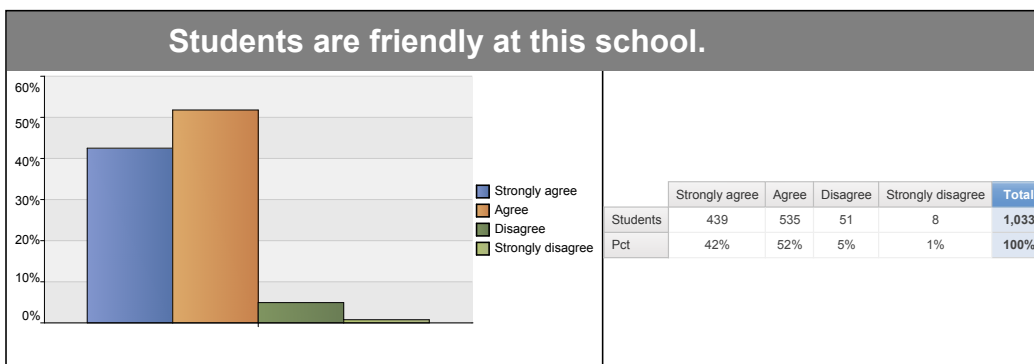
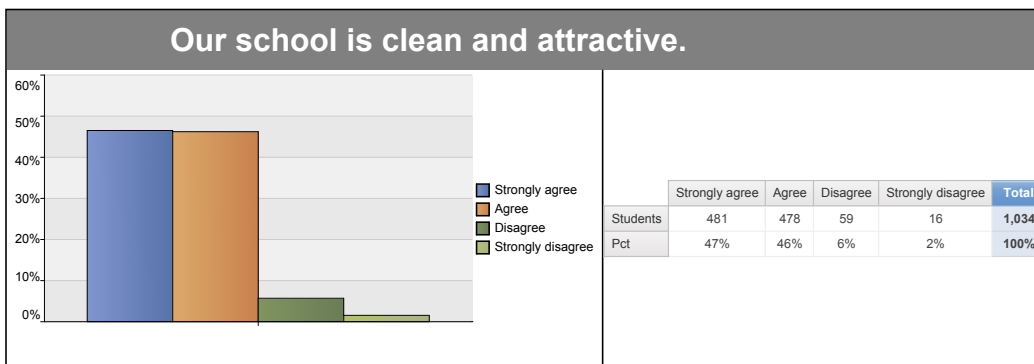
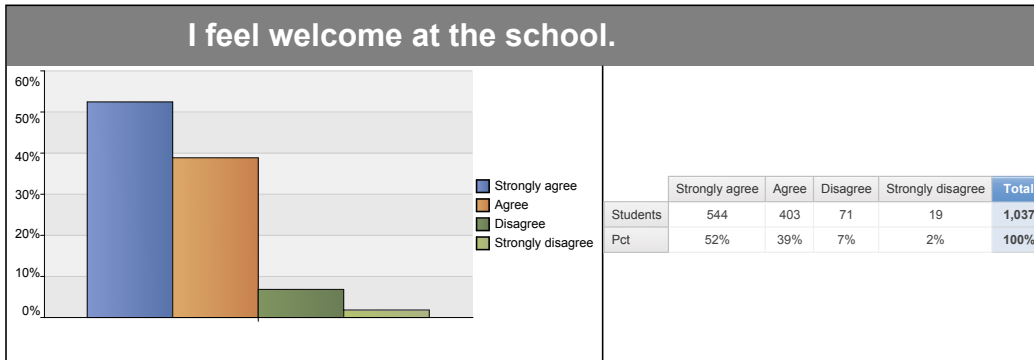


# Greater Essex County District School Board

## 2015 School Climate Survey - Parents

### Parent Perceptions

[Return to Table of Contents](#)

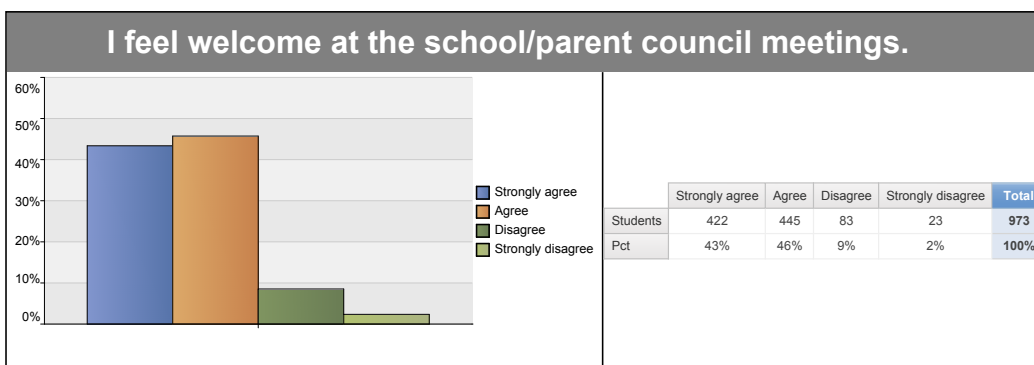
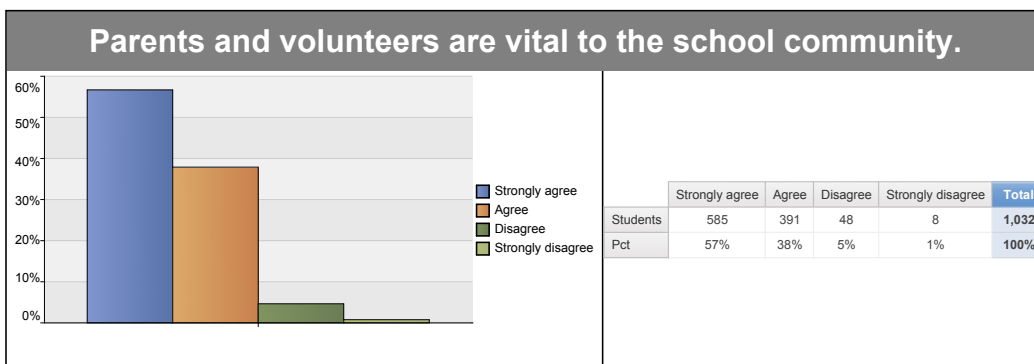
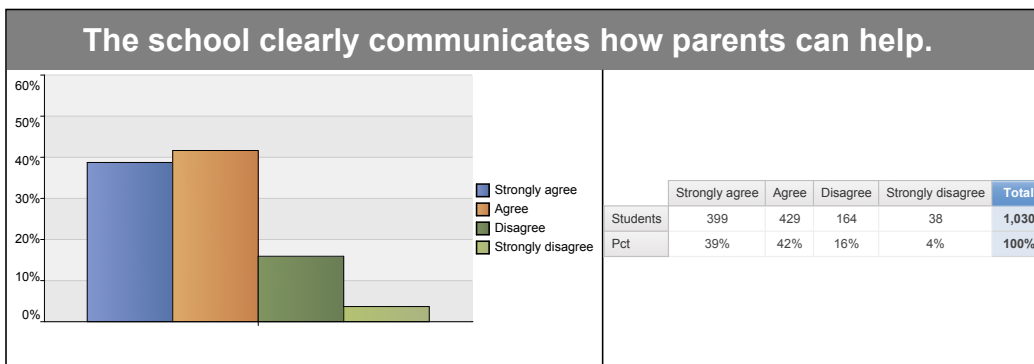
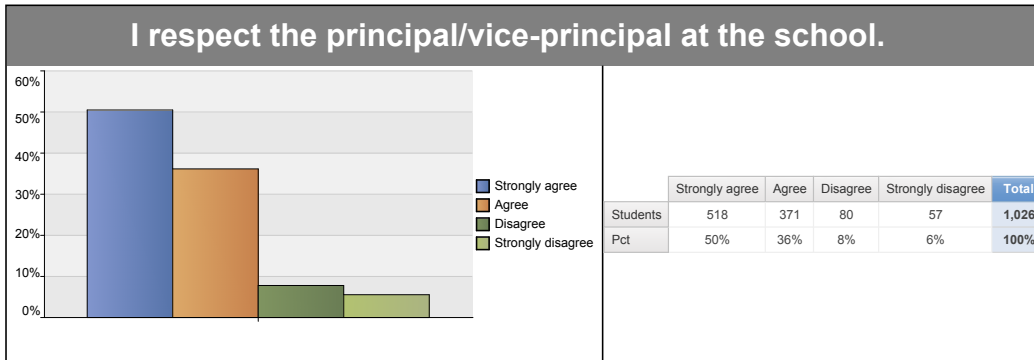


# Greater Essex County District School Board

## 2015 School Climate Survey - Parents

### Parent Perceptions

[Return to Table of Contents](#)

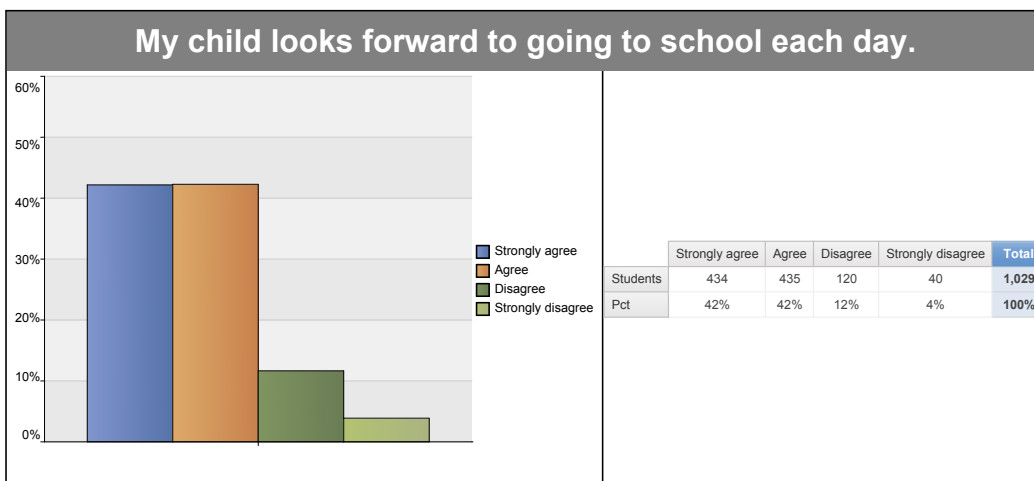
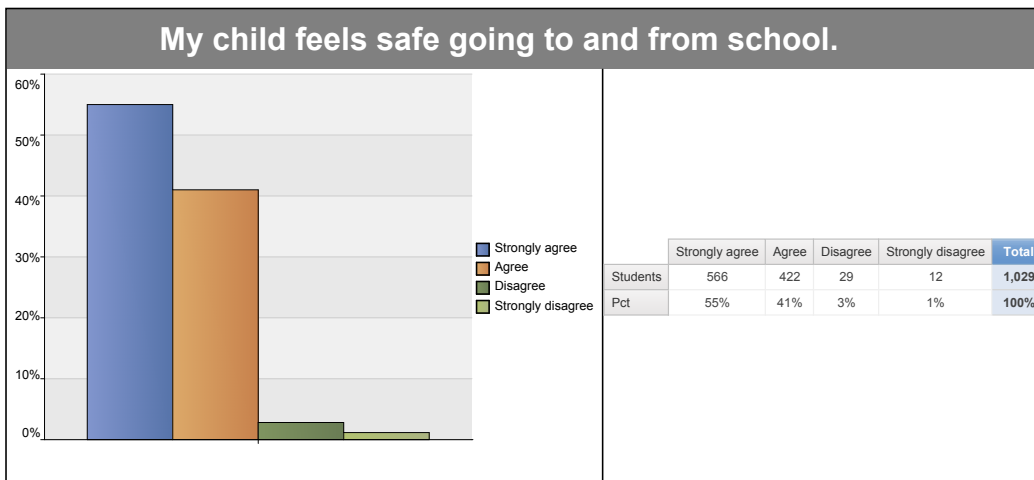
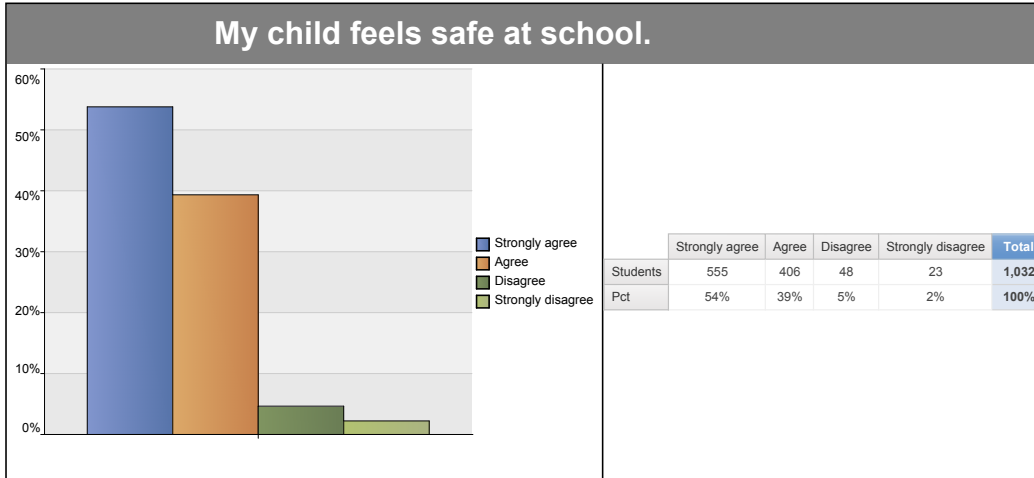


# Greater Essex County District School Board

## 2015 School Climate Survey - Parents

### My Child's Perceptions

[Return to Table of Contents](#)



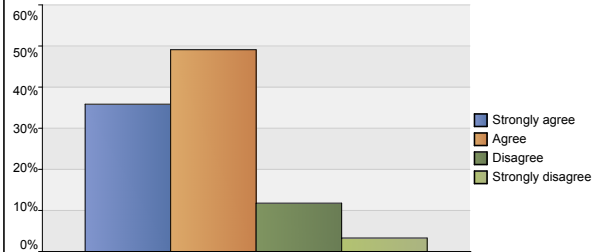
# Greater Essex County District School Board

## 2015 School Climate Survey - Parents

### School Rules and Discipline

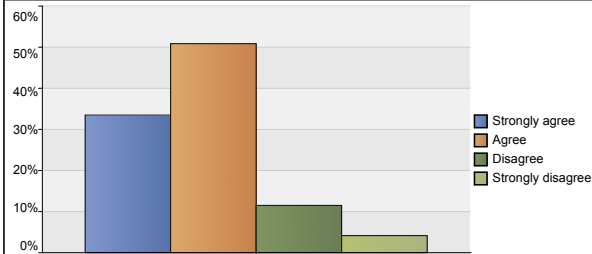
[Return to Table of Contents](#)

#### Students are treated fairly by staff at the school.



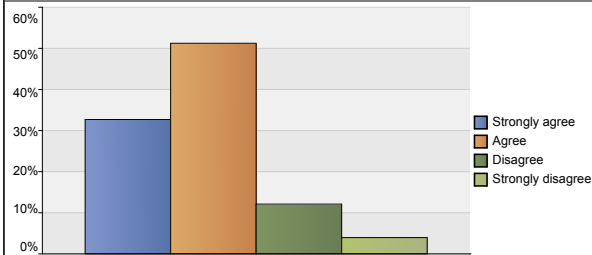
	Strongly agree	Agree	Disagree	Strongly disagree	Total
Students	338	463	111	31	943
Pct	36%	49%	12%	3%	100%

#### The rules at the school are enforced fairly.



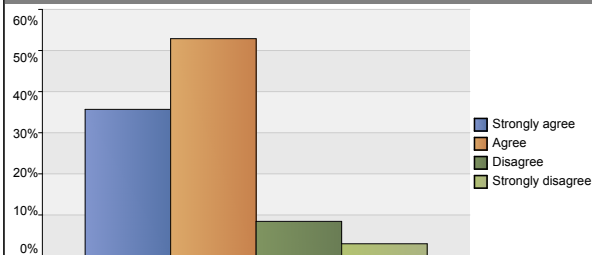
	Strongly agree	Agree	Disagree	Strongly disagree	Total
Students	314	477	108	39	938
Pct	33%	51%	12%	4%	100%

#### The school staff listen to both sides of the story.



	Strongly agree	Agree	Disagree	Strongly disagree	Total
Students	305	478	113	37	933
Pct	33%	51%	12%	4%	100%

#### The rules at the school are fair.



	Strongly agree	Agree	Disagree	Strongly disagree	Total
Students	334	495	79	28	936
Pct	36%	53%	8%	3%	100%

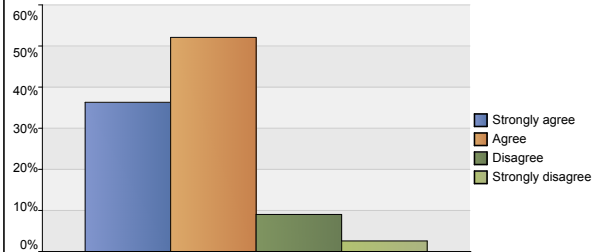
# Greater Essex County District School Board

## 2015 School Climate Survey - Parents

### School Rules and Discipline

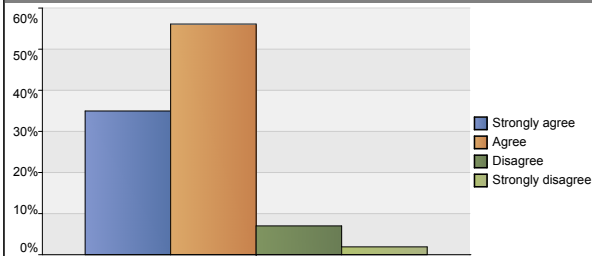
[Return to Table of Contents](#)

#### The reasons for rules or consequences are explained to students.



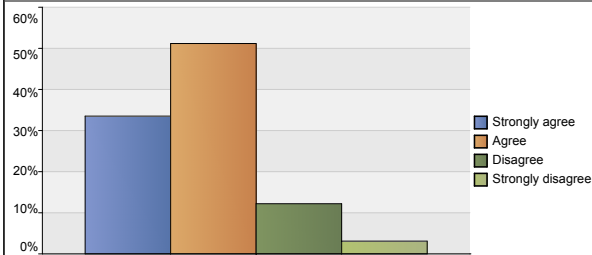
	Strongly agree	Agree	Disagree	Strongly disagree	Total
Students	338	485	84	24	931
Pct	36%	52%	9%	3%	100%

#### Students understand the rules and codes of conduct at the school.



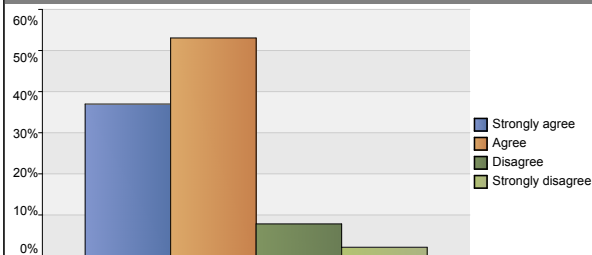
	Strongly agree	Agree	Disagree	Strongly disagree	Total
Students	329	528	66	18	941
Pct	35%	56%	7%	2%	100%

#### The reasons for rules or consequences are shared with parents.



	Strongly agree	Agree	Disagree	Strongly disagree	Total
Students	313	478	114	29	934
Pct	34%	51%	12%	3%	100%

#### The rules and codes of conduct at the school are made available to parents.



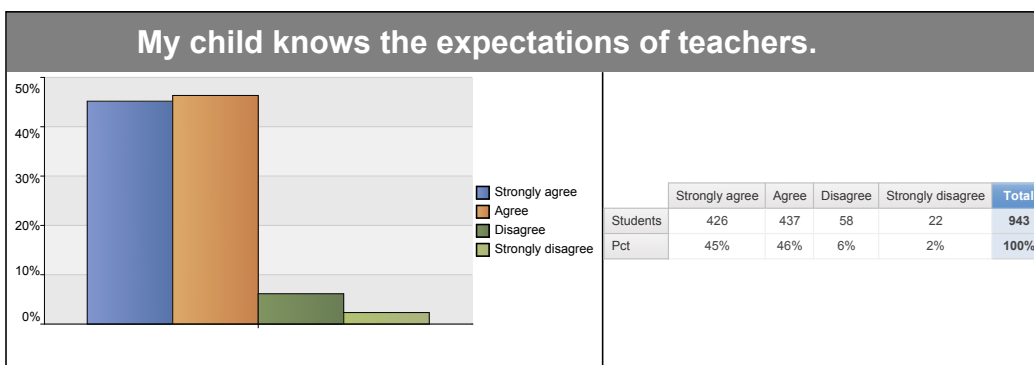
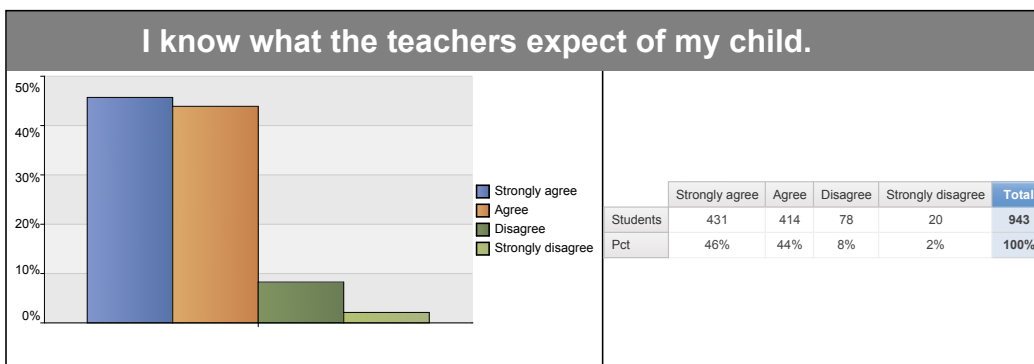
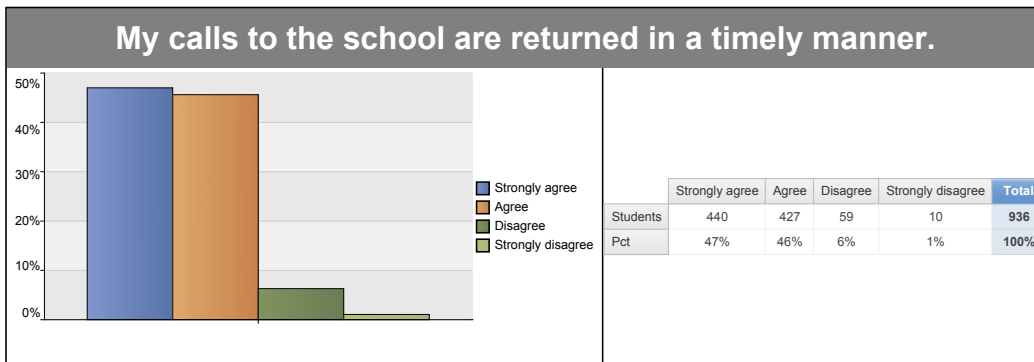
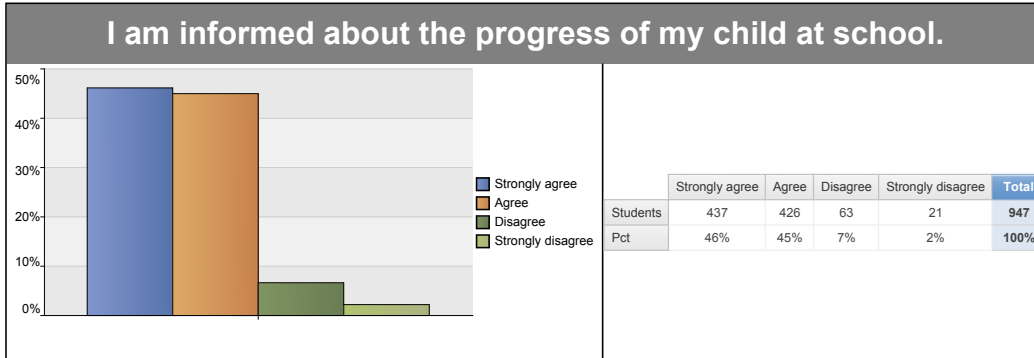
	Strongly agree	Agree	Disagree	Strongly disagree	Total
Students	345	495	73	20	933
Pct	37%	53%	8%	2%	100%

# Greater Essex County District School Board

## 2015 School Climate Survey - Parents

### Communication and Expectations

[Return to Table of Contents](#)



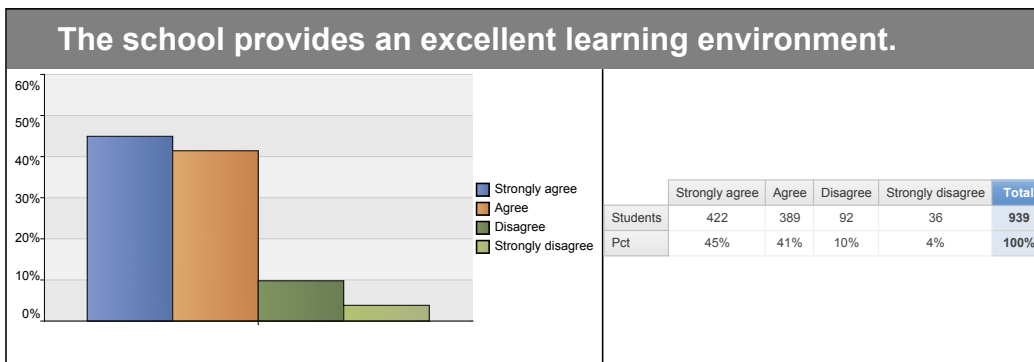
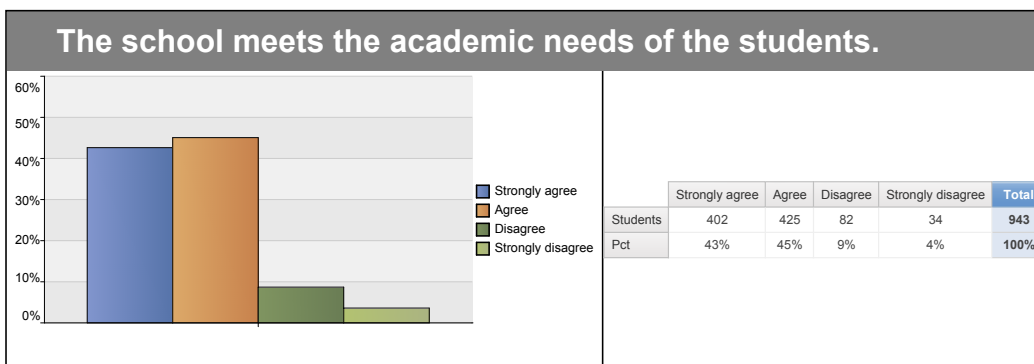
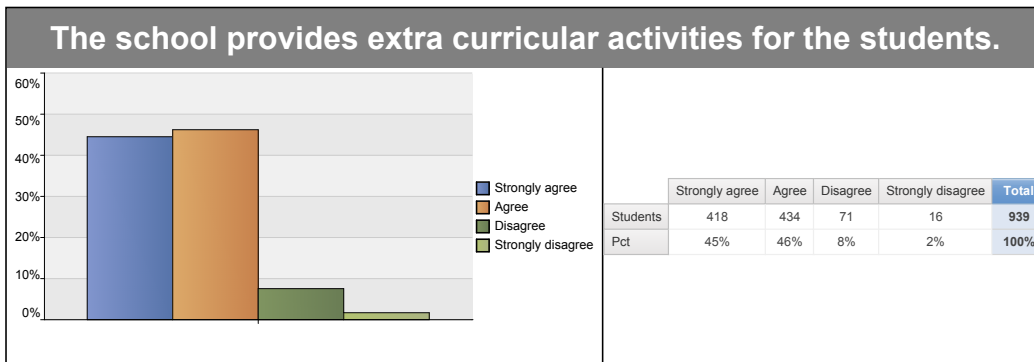
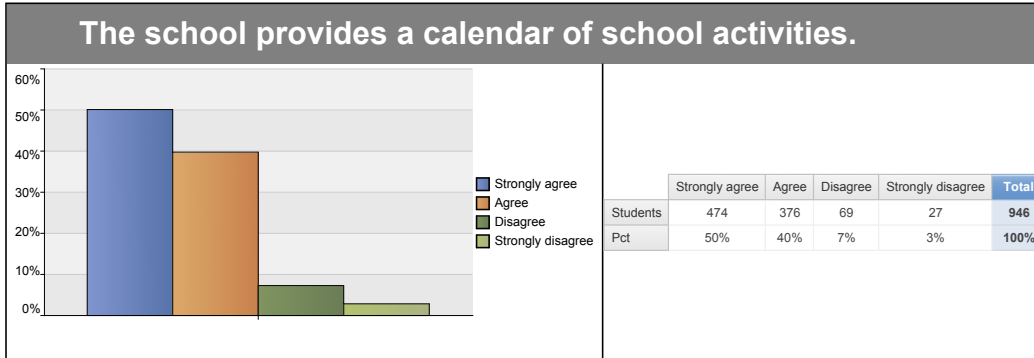


# Greater Essex County District School Board

## 2015 School Climate Survey - Parents

### Student Needs

[Return to Table of Contents](#)



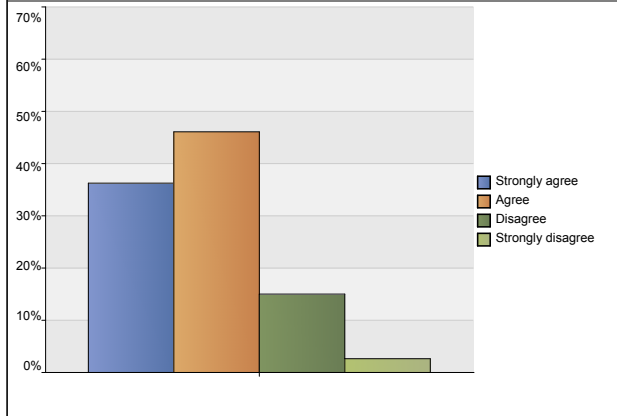
# Greater Essex County District School Board

## 2015 School Climate Survey - Parents

### Supports

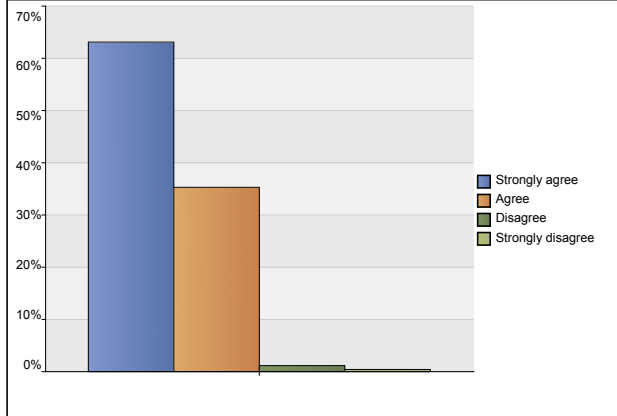
[Return to Table of Contents](#)

#### I know how and where to access resources to support learning at home.



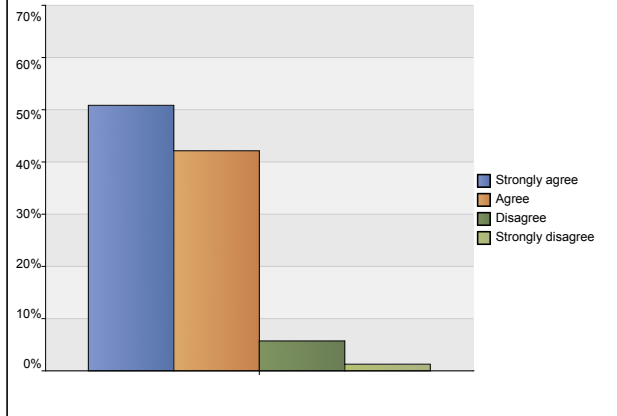
	Strongly agree	Agree	Disagree	Strongly disagree	Total
Students	343	436	142	25	946
Pct	36%	46%	15%	3%	100%

#### My child has at least one friend at school.



	Strongly agree	Agree	Disagree	Strongly disagree	Total
Students	597	334	11	4	946
Pct	63%	35%	1%	0%	100%

#### My child shares what went on at school.



	Strongly agree	Agree	Disagree	Strongly disagree	Total
Students	479	397	54	12	942
Pct	51%	42%	6%	1%	100%

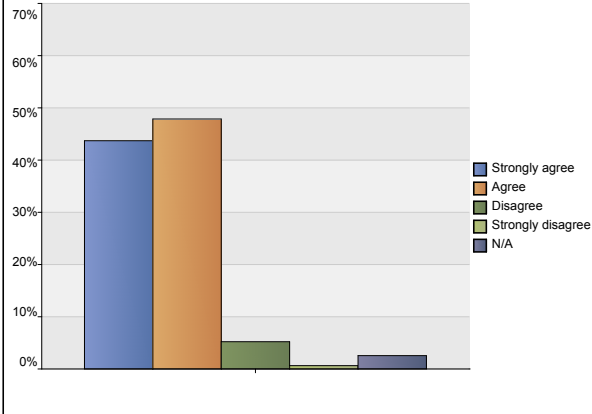
# Greater Essex County District School Board

## 2015 School Climate Survey - Parents

### Personal Wellness

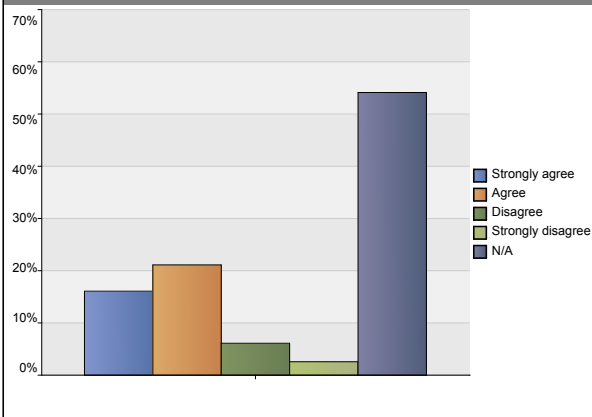
[Return to Table of Contents](#)

The school staff educates my child and other children about personal wellness (for example nutrition, exercise and sleep).



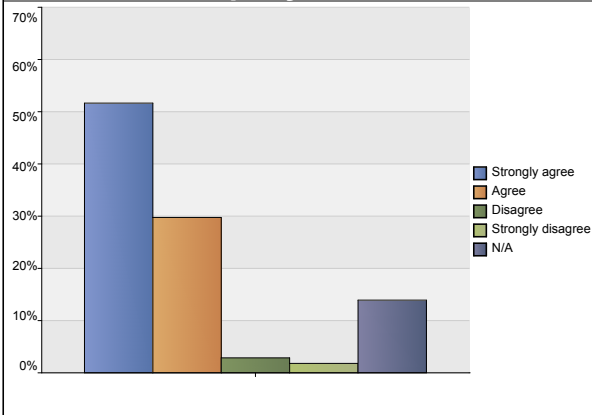
	Strongly agree	Agree	Disagree	Strongly disagree	N/A	Total
Students	410	449	49	6	24	938
Pct	44%	48%	5%	1%	3%	100%

School staff understands the mental health diagnosis of my child.



	Strongly agree	Agree	Disagree	Strongly disagree	N/A	Total
Students	150	197	57	24	505	933
Pct	16%	21%	6%	3%	54%	100%

If my child was diagnosed with a mental illness, I would tell the school so that they could help my child at school.



	Strongly agree	Agree	Disagree	Strongly disagree	N/A	Total
Students	486	280	27	17	131	941
Pct	52%	30%	3%	2%	14%	100%

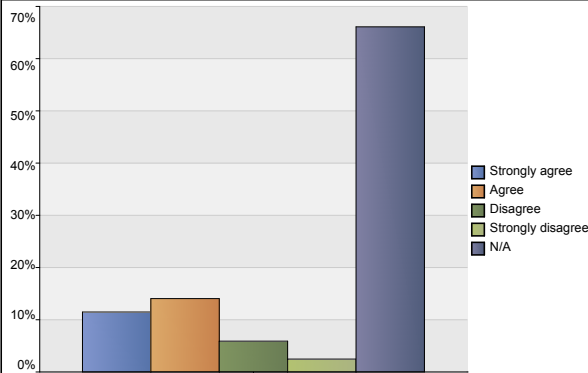
# Greater Essex County District School Board

## 2015 School Climate Survey - Parents

### Personal Wellness

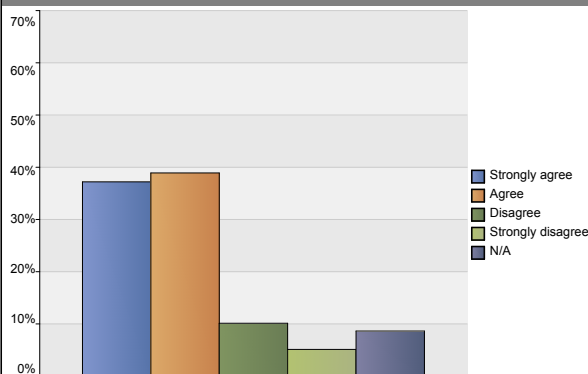
[Return to Table of Contents](#)

School staff have assisted me in finding community supports to address mental health concerns related to my child.



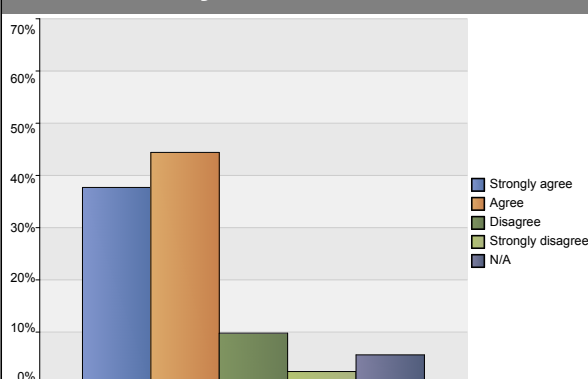
	Strongly agree	Agree	Disagree	Strongly disagree	N/A	Total
Students	107	131	55	23	616	932
Pct	11%	14%	6%	2%	66%	100%

I would feel comfortable approaching my school if I needed information about such topics as stress children may experience, how to stay safe on-line, what mental illness looks like in children.



	Strongly agree	Agree	Disagree	Strongly disagree	N/A	Total
Students	349	365	95	48	81	938
Pct	37%	39%	10%	5%	9%	100%

If my child or other children were in crisis I would know where to get help.



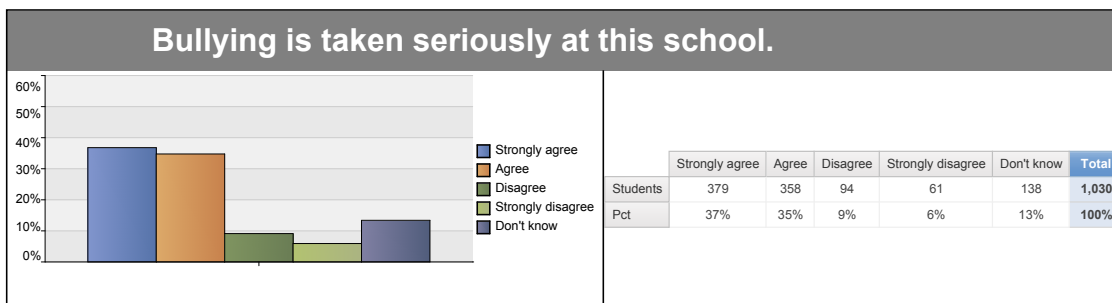
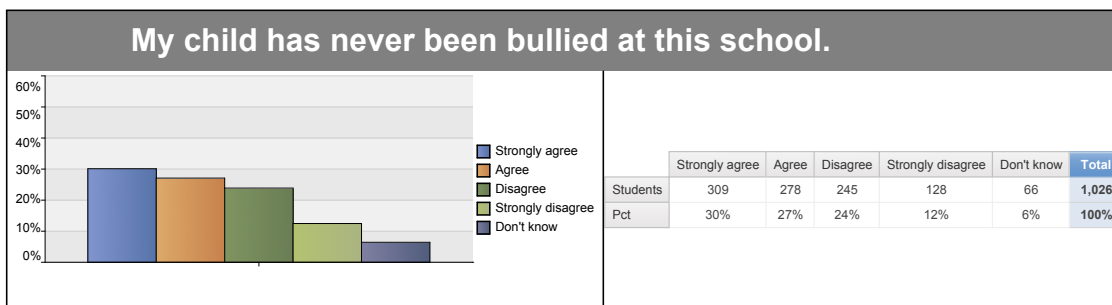
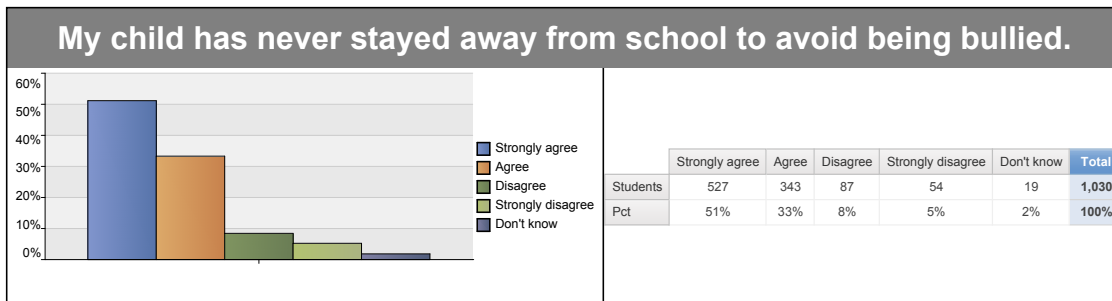
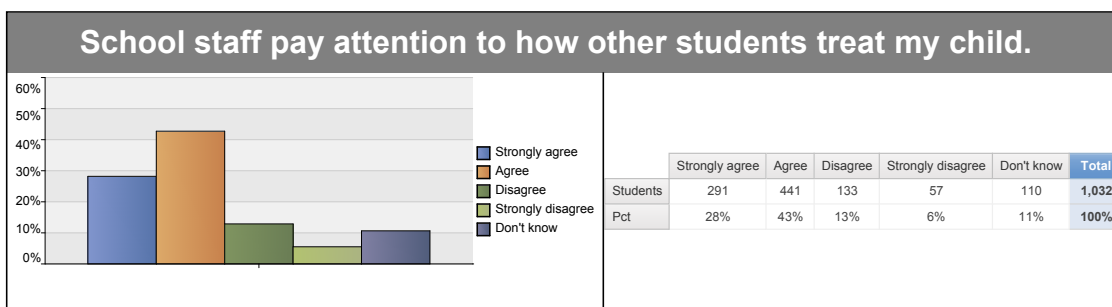
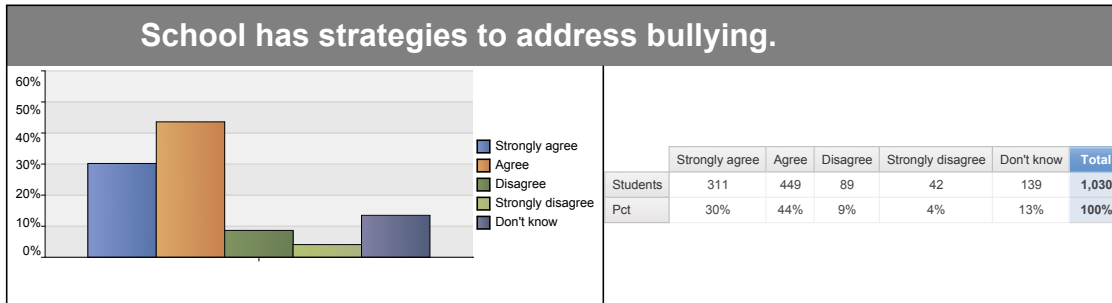
	Strongly agree	Agree	Disagree	Strongly disagree	N/A	Total
Students	354	417	92	23	53	939
Pct	38%	44%	10%	2%	6%	100%

# Greater Essex County District School Board

## 2015 School Climate Survey - Parents

### Bullying

[Return to Table of Contents](#)



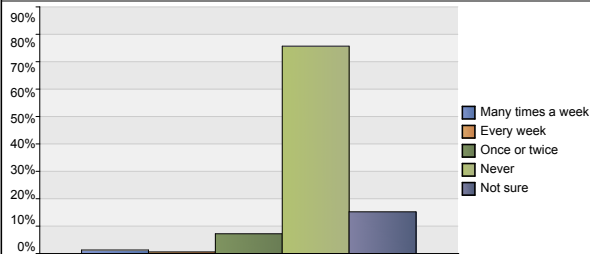
# Greater Essex County District School Board

## 2015 School Climate Survey - Parents

### Bullying

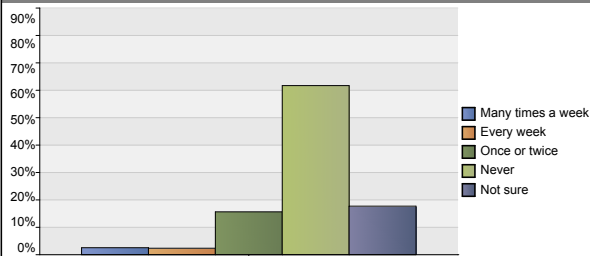
[Return to Table of Contents](#)

#### During the past 3 months has your child been bullied before school?



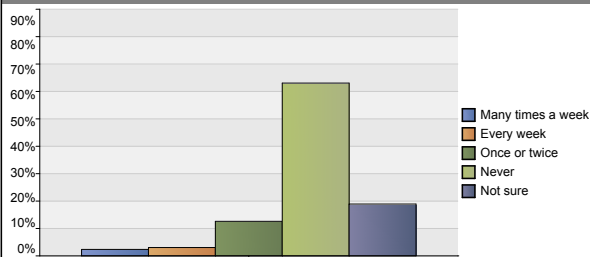
	Many times a week	Every week	Once or twice	Never	Not sure	Total
Students	13	6	73	765	154	1,011
Pct	1%	1%	7%	76%	15%	100%

#### During the past 3 months has your child been bullied during classes?



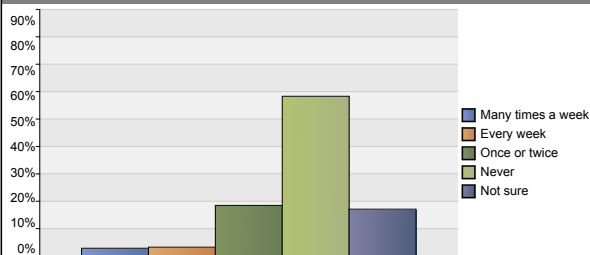
	Many times a week	Every week	Once or twice	Never	Not sure	Total
Students	26	24	159	627	180	1,016
Pct	3%	2%	16%	62%	18%	100%

#### During the past 3 months has your child been bullied between classes?



	Many times a week	Every week	Once or twice	Never	Not sure	Total
Students	24	31	128	640	192	1,015
Pct	2%	3%	13%	63%	19%	100%

#### During the past 3 months has your child been bullied during lunch/spare?



	Many times a week	Every week	Once or twice	Never	Not sure	Total
Students	29	33	188	593	174	1,017
Pct	3%	3%	18%	58%	17%	100%

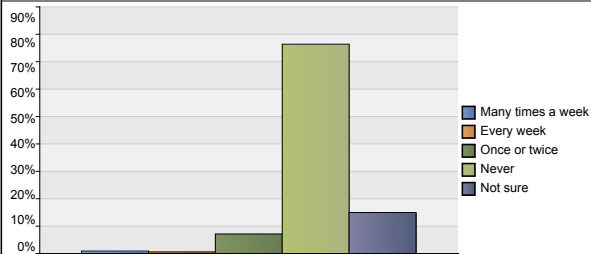
# Greater Essex County District School Board

## 2015 School Climate Survey - Parents

### Bullying

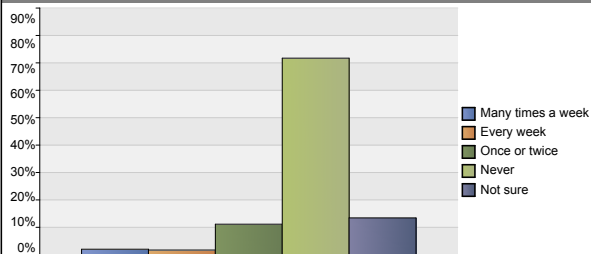
[Return to Table of Contents](#)

#### During the past 3 months has your child been bullied after school?



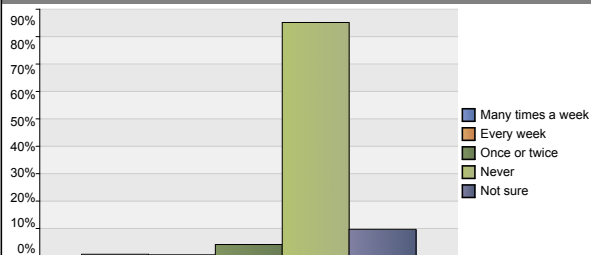
	Many times a week	Every week	Once or twice	Never	Not sure	Total
Students	9	6	72	770	151	1,008
Pct	1%	1%	7%	76%	15%	100%

#### During the past 3 months has your child been bullied on the bus?



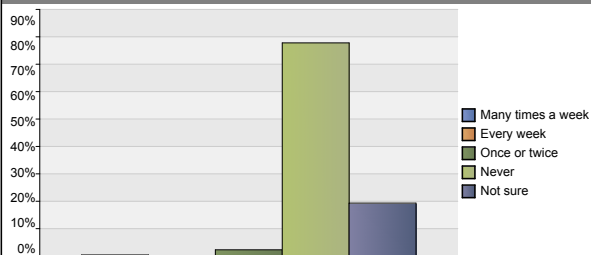
	Many times a week	Every week	Once or twice	Never	Not sure	Total
Students	20	17	111	715	134	997
Pct	2%	2%	11%	72%	13%	100%

#### During the past 3 months has your child been bullied during evenings and weekends?



	Many times a week	Every week	Once or twice	Never	Not sure	Total
Students	6	4	42	861	98	1,011
Pct	1%	0%	4%	85%	10%	100%

#### During the past 3 months has your child been bullied on field trips?



	Many times a week	Every week	Once or twice	Never	Not sure	Total
Students	4	2	23	781	194	1,004
Pct	0%	0%	2%	78%	19%	100%

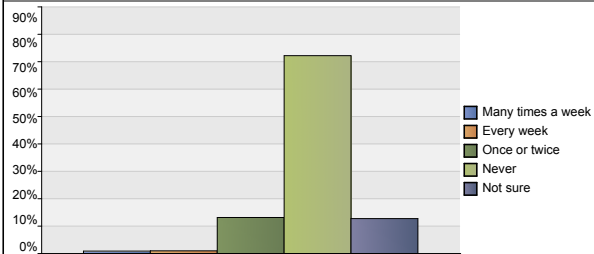
# Greater Essex County District School Board

## 2015 School Climate Survey - Parents

### Bullying

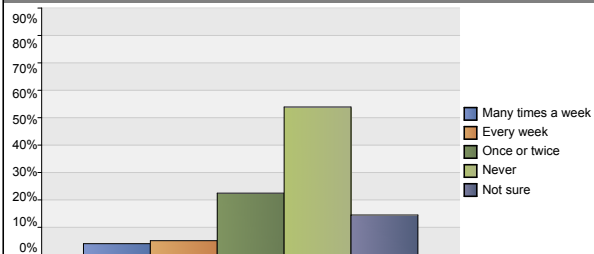
[Return to Table of Contents](#)

In the past 3 months, how often have other students bullied/harassed your child physically?



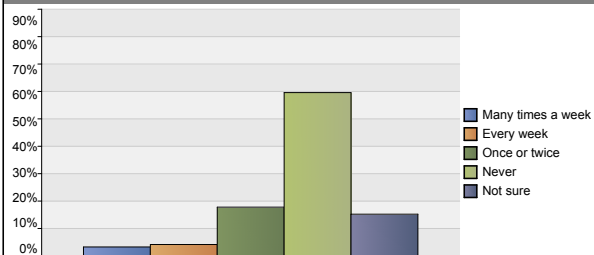
	Many times a week	Every week	Once or twice	Never	Not sure	Total
Students	9	10	133	730	129	1,011
Pct	1%	1%	13%	72%	13%	100%

In the past 3 months, how often have other students bullied/harassed your child verbally?



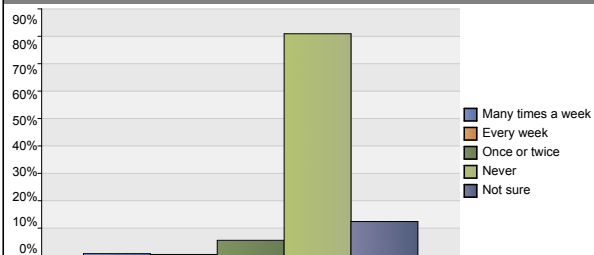
	Many times a week	Every week	Once or twice	Never	Not sure	Total
Students	41	52	228	547	147	1,015
Pct	4%	5%	22%	54%	14%	100%

In the past 3 months, how often have other students bullied/harassed your child socially?



	Many times a week	Every week	Once or twice	Never	Not sure	Total
Students	33	42	180	603	154	1,012
Pct	3%	4%	18%	60%	15%	100%

In the past 3 months, how often have other students bullied/harassed your child electronically?



	Many times a week	Every week	Once or twice	Never	Not sure	Total
Students	7	4	56	815	125	1,007
Pct	1%	0%	6%	81%	12%	100%



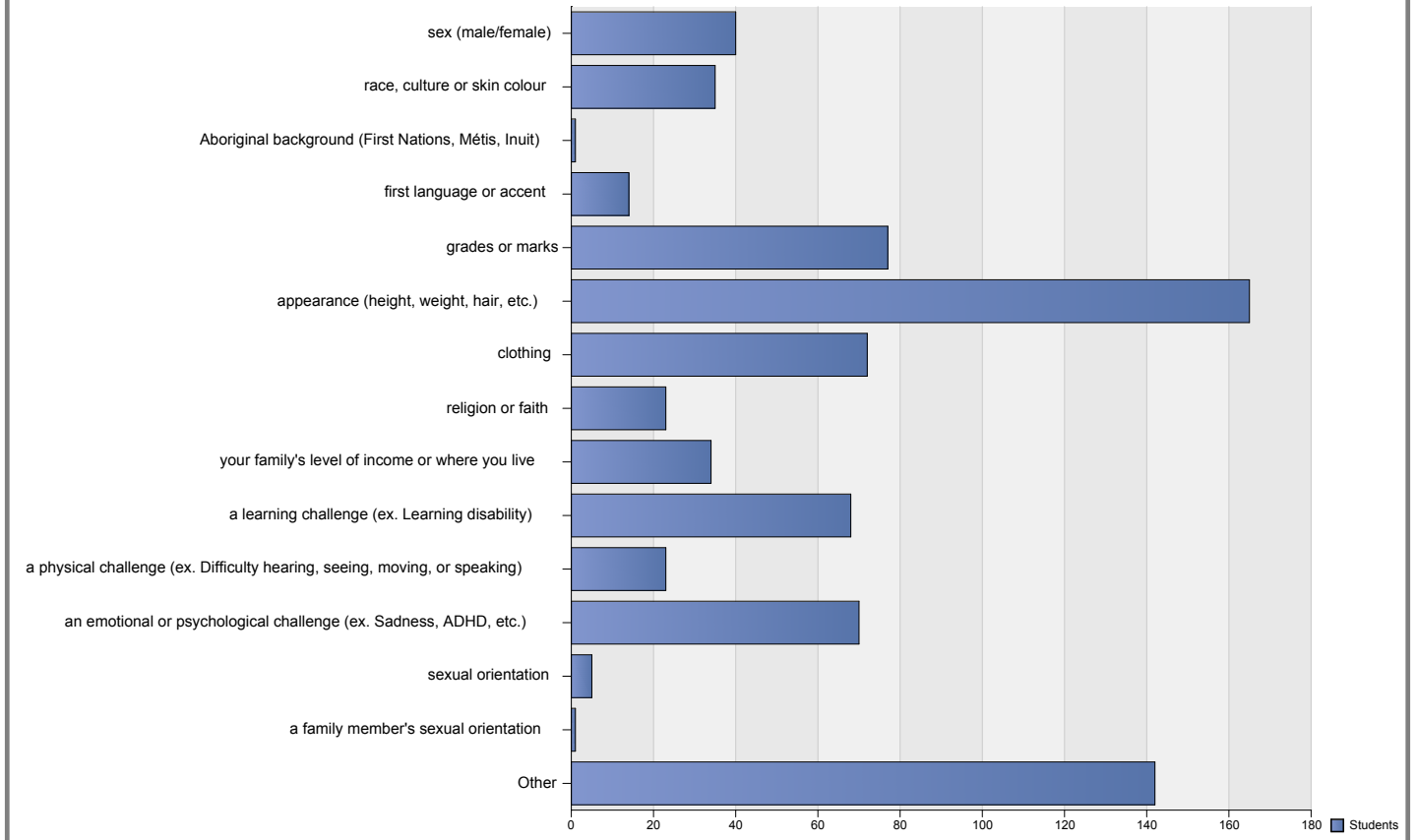
# Greater Essex County District School Board

## 2015 School Climate Survey - Parents

### Bullying

[Return to Table of Contents](#)

**If your child has been bullied, do you think it is because of any of the following?**



	Students
sex (male/female)	40
race, culture or skin colour	35
Aboriginal background (First Nations, Métis, Inuit)	1
first language or accent	14
grades or marks	77
appearance (height, weight, hair, etc.)	165
clothing	72
religion or faith	23
your family's level of income or where you live	34
a learning challenge (ex. Learning disability)	68
a physical challenge (ex. Difficulty hearing, seeing, moving, or speaking)	23
an emotional or psychological challenge (ex. Sadness, ADHD, etc.)	70
sexual orientation	5
a family member's sexual orientation	1
Other	142