



# Greater Essex County District School Board

## 2019 School Climate Survey - Staff

### Table of Contents

Perceptions about the School.....	2
Awareness of Bullying.....	4
Reasons for Bullying.....	5
School Rules and Discipline.....	6
Barriers to Learning.....	7
Religious Accommodation.....	11
Communication.....	12
Student Mental Health.....	13

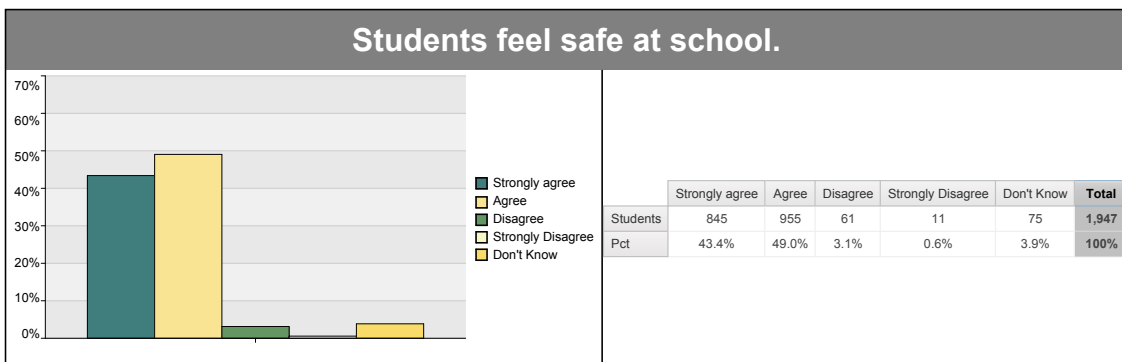
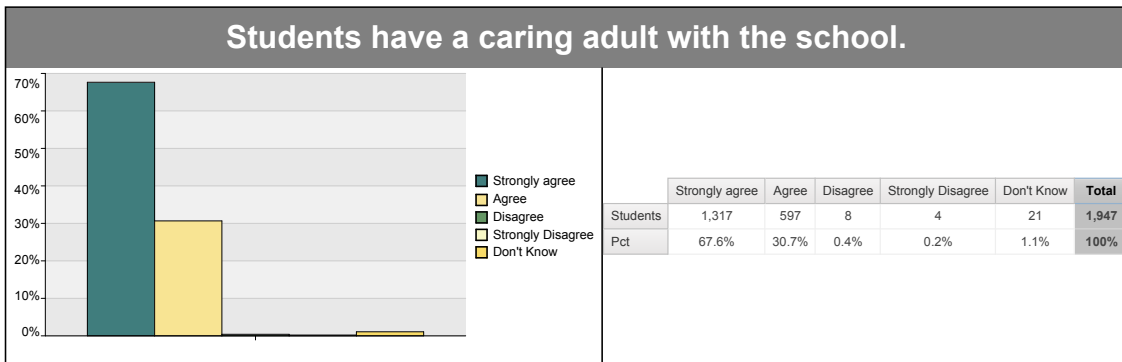
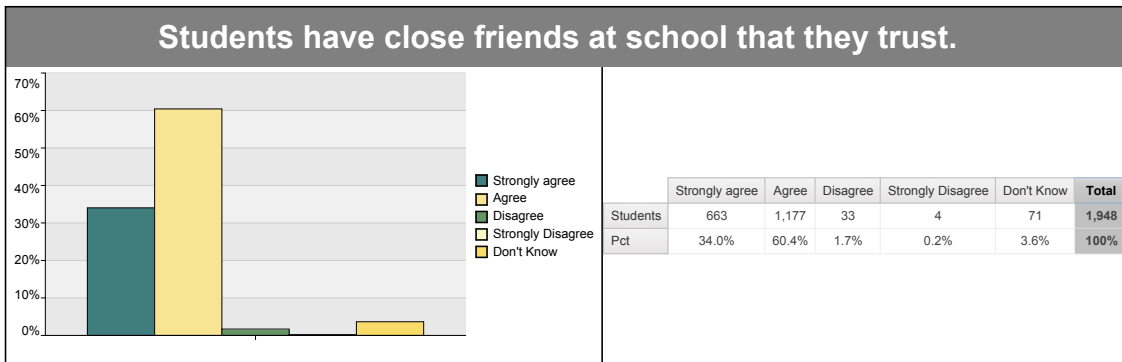
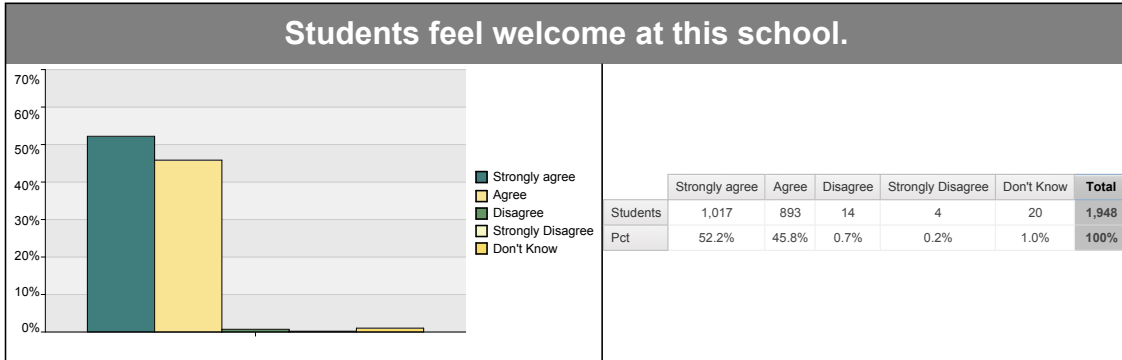


# Greater Essex County District School Board

## 2019 School Climate Survey - Staff

### Perceptions about the School

[Return to Table of Contents](#)



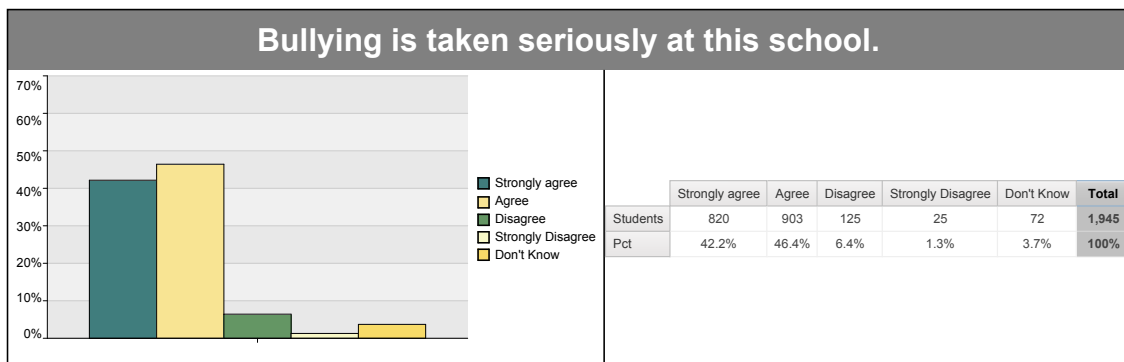
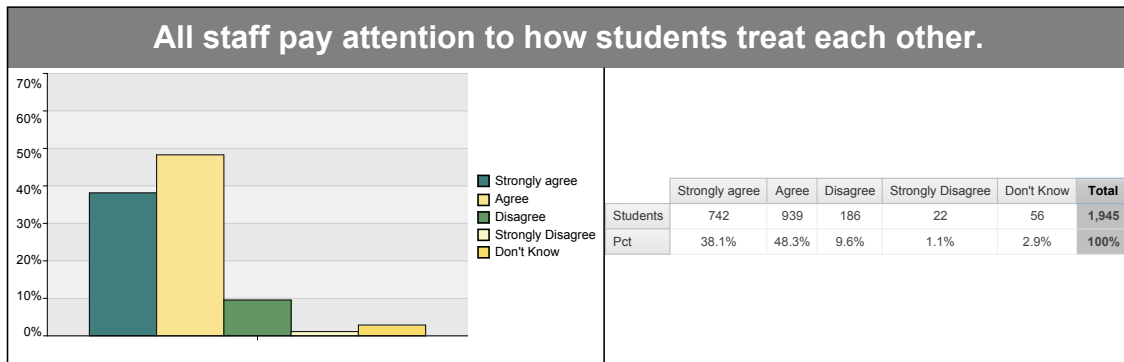
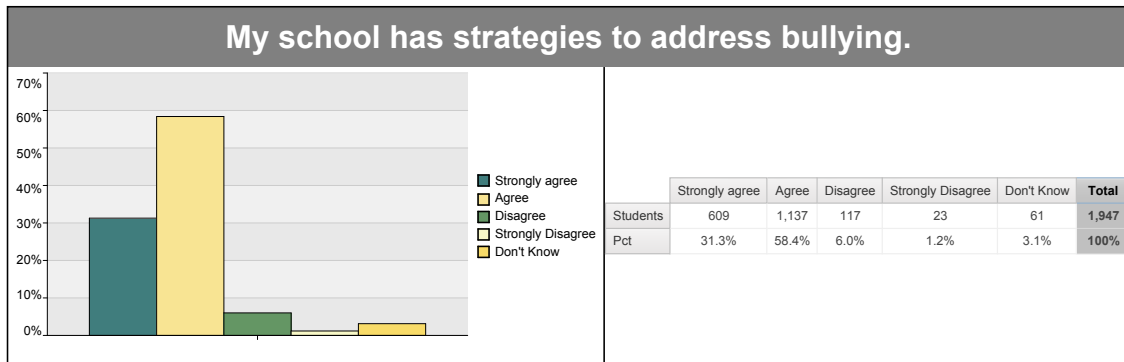
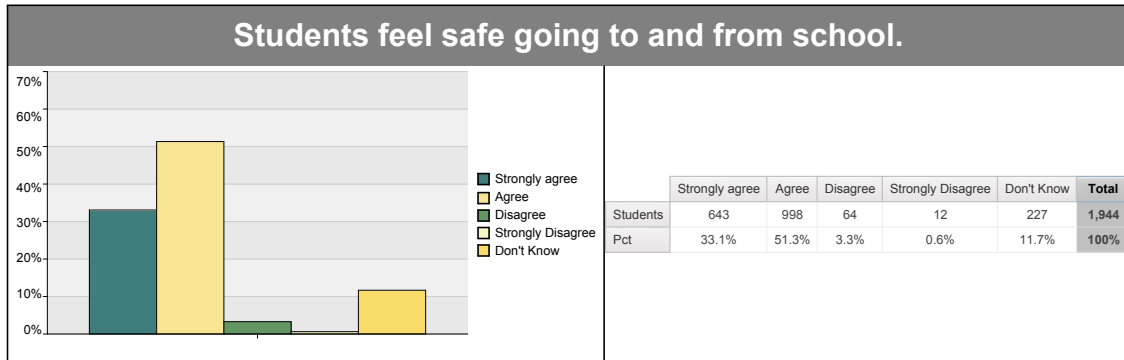


# Greater Essex County District School Board

## 2019 School Climate Survey - Staff

### Perceptions about the School

[Return to Table of Contents](#)





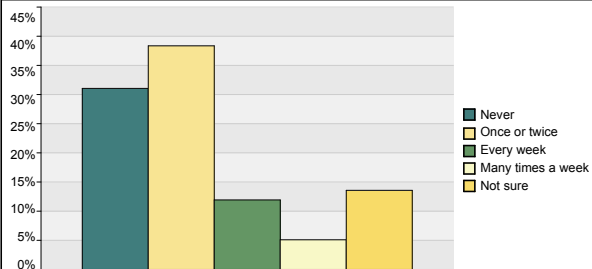
# Greater Essex County District School Board

## 2019 School Climate Survey - Staff

### Awareness of Bullying

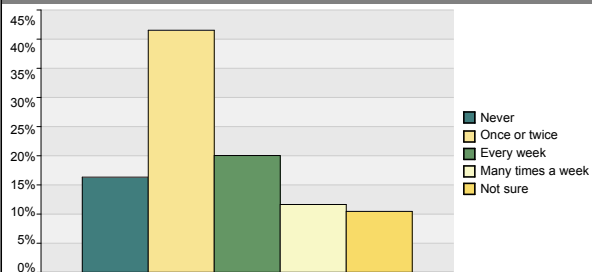
[Return to Table of Contents](#)

#### In past 4 weeks, how often have you been aware of aware of bullying among students: physically?



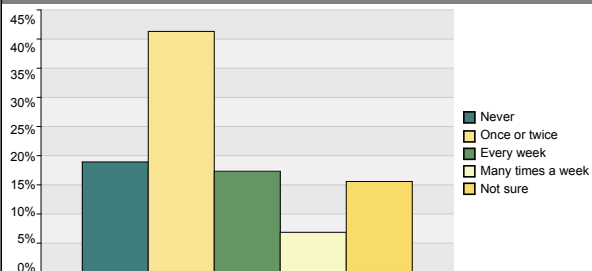
	Never	Once or twice	Every week	Many times a week	Not sure	Total
Students	604	746	232	99	264	1,945
Pct	31.1%	38.4%	11.9%	5.1%	13.6%	100%

#### In past 4 weeks, how often have you been aware of aware of bullying among students: verbally?



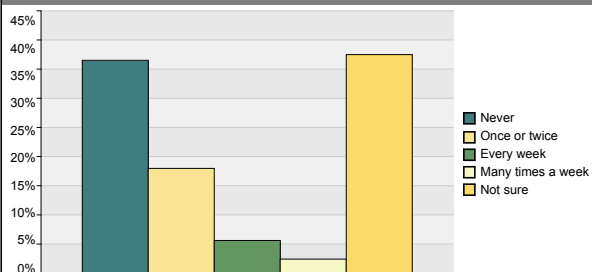
	Never	Once or twice	Every week	Many times a week	Not sure	Total
Students	317	806	389	226	203	1,941
Pct	16.3%	41.5%	20.0%	11.6%	10.5%	100%

#### In past 4 weeks, how often have you been aware of aware of bullying among students: socially?



	Never	Once or twice	Every week	Many times a week	Not sure	Total
Students	367	801	336	133	302	1,939
Pct	18.9%	41.3%	17.3%	6.9%	15.6%	100%

#### In past 4 weeks, how often have you been aware of aware of bullying among students: electronically?



	Never	Once or twice	Every week	Many times a week	Not sure	Total
Students	709	349	109	47	728	1,942
Pct	36.5%	18.0%	5.6%	2.4%	37.5%	100%

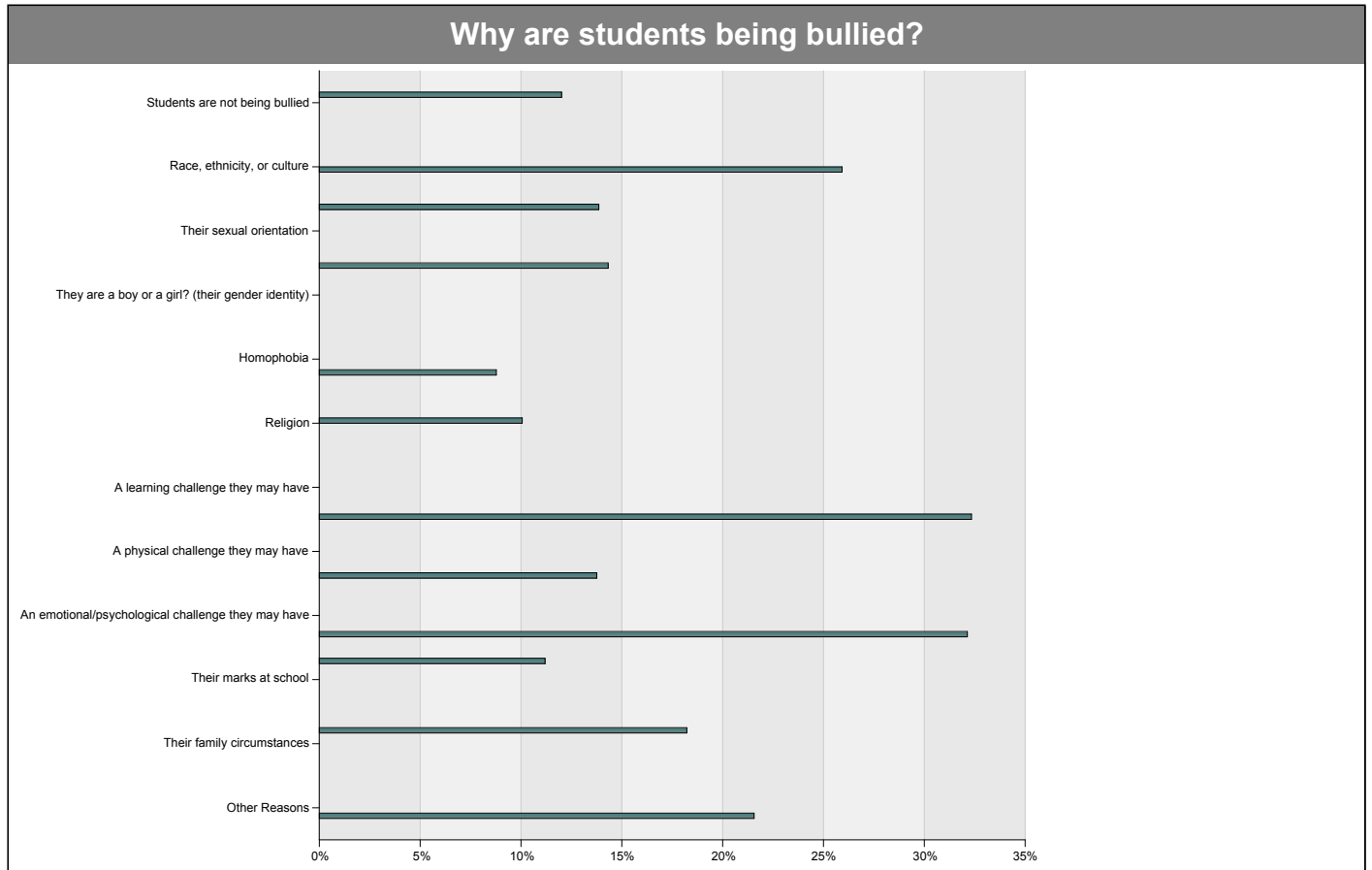


# Greater Essex County District School Board

## 2019 School Climate Survey - Staff

### Reasons for Bullying

[Return to Table of Contents](#)



	Students are not being bullied	Race, ethnicity, or culture	Their sexual orientation	They are a boy or a girl? (their gender identity)	Homophobia	Religion	A learning challenge they may have	A physical challenge they may have	An emotional/psychological challenge they may have	Their marks at school	Their family circumstances	Other Reasons	Total
Students	234	505	270	279	171	196	630	268	626	218	355	420	4,172
Pct	12.0%	25.9%	13.9%	14.3%	8.8%	10.1%	32.3%	13.8%	32.1%	11.2%	18.2%	21.6%	

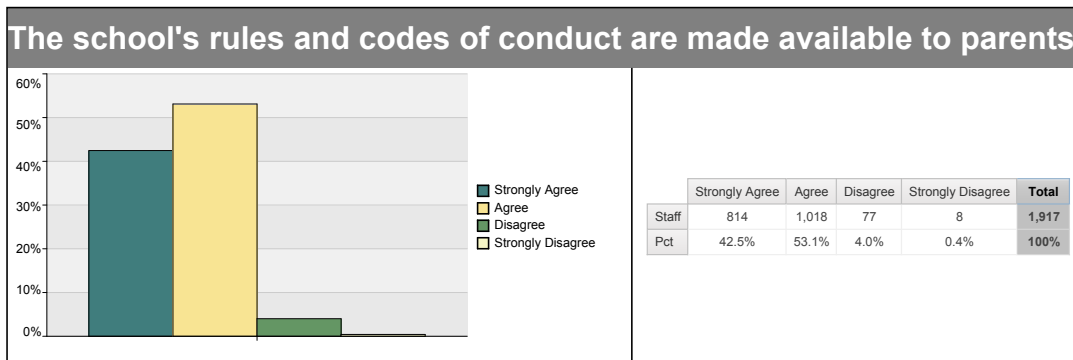
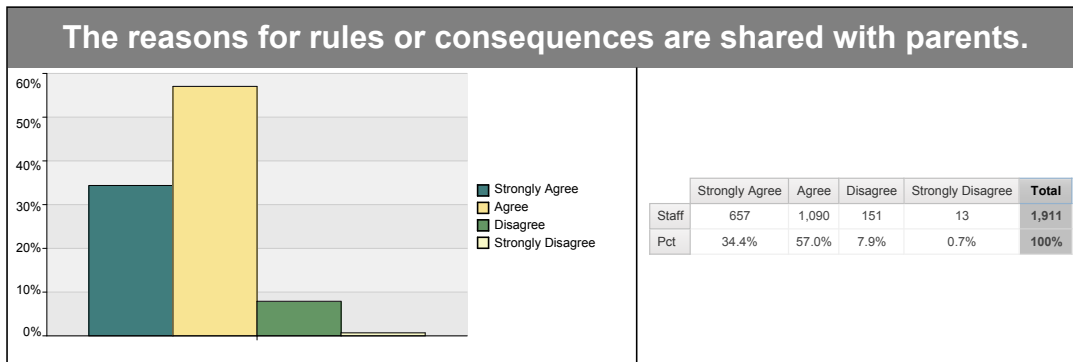
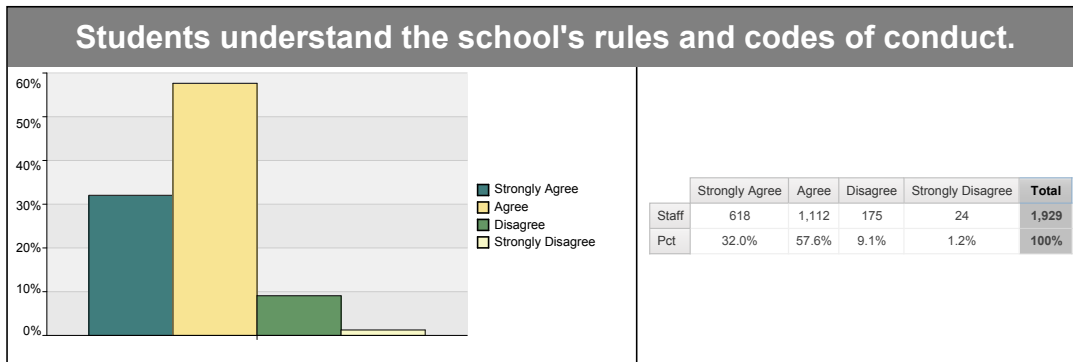
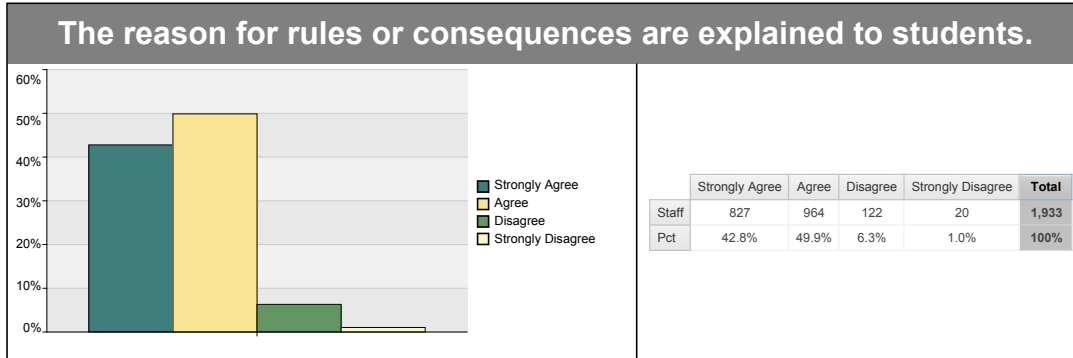


# Greater Essex County District School Board

## 2019 School Climate Survey - Staff

### School Rules and Discipline

[Return to Table of Contents](#)





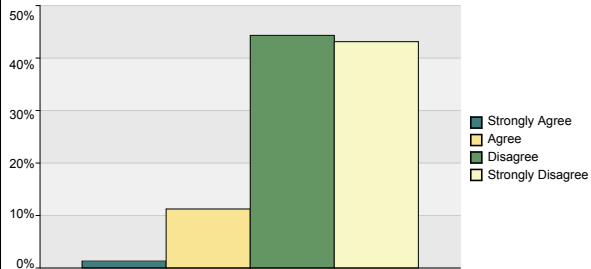
# Greater Essex County District School Board

## 2019 School Climate Survey - Staff

### Barriers to Learning

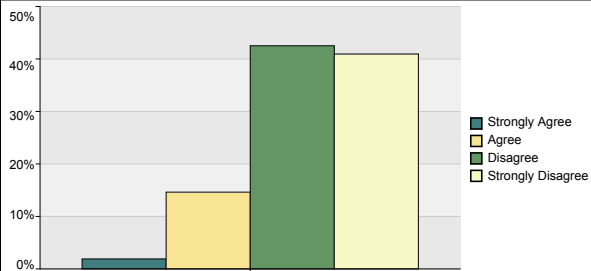
[Return to Table of Contents](#)

#### There are barriers that stand in the way of student learning because of: gender identity.



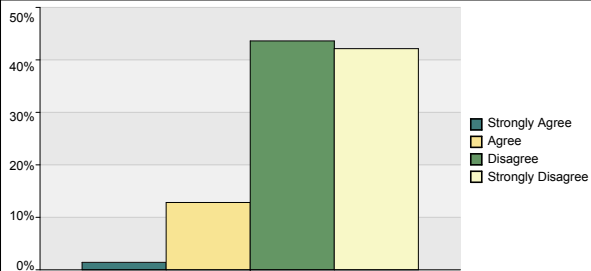
	Strongly Agree	Agree	Disagree	Strongly Disagree	Total
Staff	24	206	812	790	1,832
Pct	1.3%	11.2%	44.3%	43.1%	100%

#### There are barriers that stand in the way of student learning because of: race, culture of skin colour.



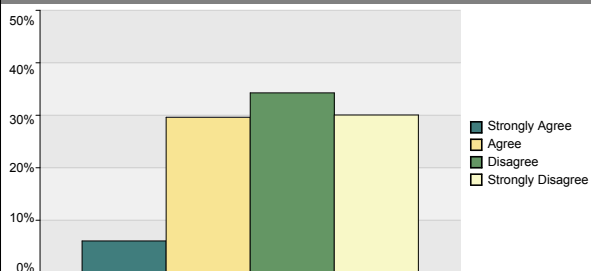
	Strongly Agree	Agree	Disagree	Strongly Disagree	Total
Staff	35	269	782	753	1,839
Pct	1.9%	14.6%	42.5%	40.9%	100%

#### There are barriers that stand in the way of student learning because of: Indigenous background.



	Strongly Agree	Agree	Disagree	Strongly Disagree	Total
Staff	26	235	799	772	1,832
Pct	1.4%	12.8%	43.6%	42.1%	100%

#### There are barriers that stand in the way of student learning because of: first language or accent.



	Strongly Agree	Agree	Disagree	Strongly Disagree	Total
Staff	112	548	634	556	1,850
Pct	6.1%	29.6%	34.3%	30.1%	100%



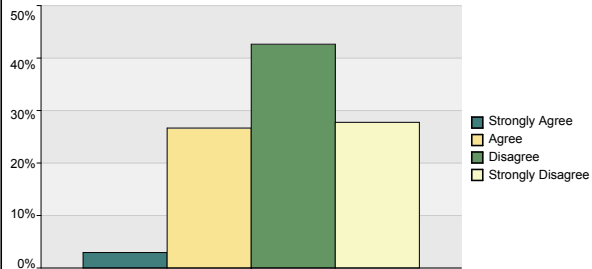
# Greater Essex County District School Board

## 2019 School Climate Survey - Staff

### Barriers to Learning

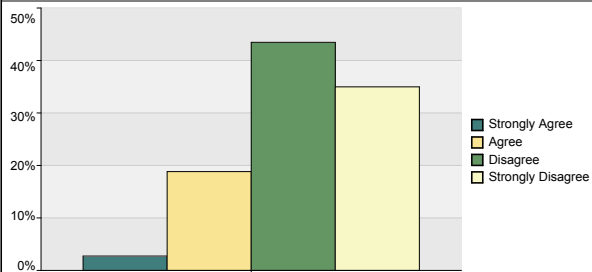
[Return to Table of Contents](#)

There are barriers that stand in the way of student learning because of: grades or marks.



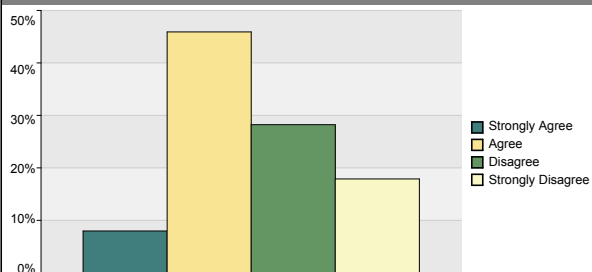
	Strongly Agree	Agree	Disagree	Strongly Disagree	Total
Staff	54	489	782	509	1,834
Pct	2.9%	26.7%	42.6%	27.8%	100%

There are barriers that stand in the way of student learning because of: appearance.



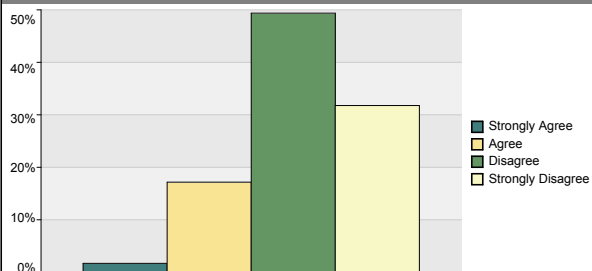
	Strongly Agree	Agree	Disagree	Strongly Disagree	Total
Staff	50	344	794	639	1,827
Pct	2.7%	18.8%	43.5%	35.0%	100%

There are barriers that stand in the way of student learning because of: peer conflict.



	Strongly Agree	Agree	Disagree	Strongly Disagree	Total
Staff	148	852	524	332	1,856
Pct	8.0%	45.9%	28.2%	17.9%	100%

There are barriers that stand in the way of student learning because of: clothing.



	Strongly Agree	Agree	Disagree	Strongly Disagree	Total
Staff	31	314	903	581	1,829
Pct	1.7%	17.2%	49.4%	31.8%	100%





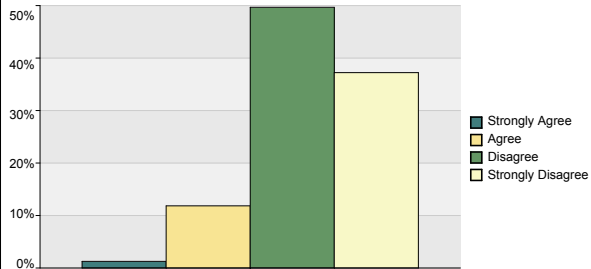
# Greater Essex County District School Board

## 2019 School Climate Survey - Staff

### Barriers to Learning

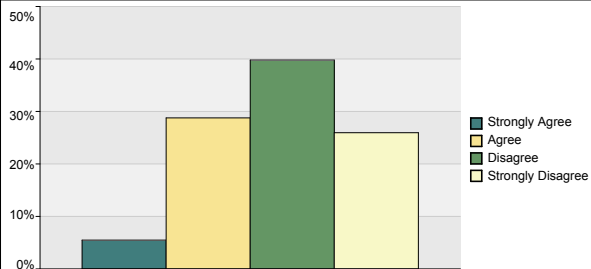
[Return to Table of Contents](#)

#### There are barriers that stand in the way of student learning because of: religion or faith.



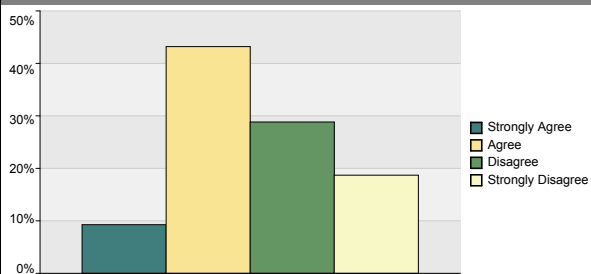
	Strongly Agree	Agree	Disagree	Strongly Disagree	Total
Staff	23	216	906	679	1,824
Pct	1.3%	11.8%	49.7%	37.2%	100%

#### There are barriers that stand in the way of student learning because of: family's level of income.



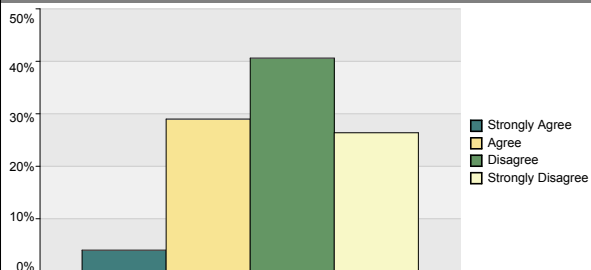
	Strongly Agree	Agree	Disagree	Strongly Disagree	Total
Staff	101	530	733	478	1,842
Pct	5.5%	28.8%	39.8%	26.0%	100%

#### There are barriers that stand in the way of student learning because of: a learning challenge.



	Strongly Agree	Agree	Disagree	Strongly Disagree	Total
Staff	171	797	532	345	1,845
Pct	9.3%	43.2%	28.8%	18.7%	100%

#### There are barriers that stand in the way of student learning because of: a physical challenge.



	Strongly Agree	Agree	Disagree	Strongly Disagree	Total
Staff	74	534	748	486	1,842
Pct	4.0%	29.0%	40.6%	26.4%	100%



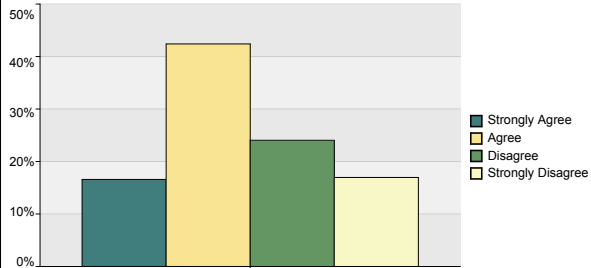
# Greater Essex County District School Board

## 2019 School Climate Survey - Staff

### Barriers to Learning

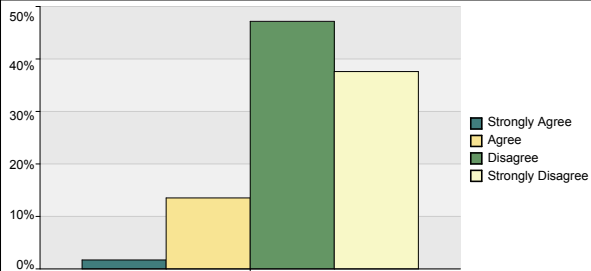
[Return to Table of Contents](#)

There are barriers that stand in the way of student learning because of: an emotional or psychological challenge.



	Strongly Agree	Agree	Disagree	Strongly Disagree	Total
Staff	309	790	448	316	1,863
Pct	16.6%	42.4%	24.0%	17.0%	100%

There are barriers that stand in the way of student learning because of: sexual orientation.



	Strongly Agree	Agree	Disagree	Strongly Disagree	Total
Staff	31	246	858	684	1,819
Pct	1.7%	13.5%	47.2%	37.6%	100%



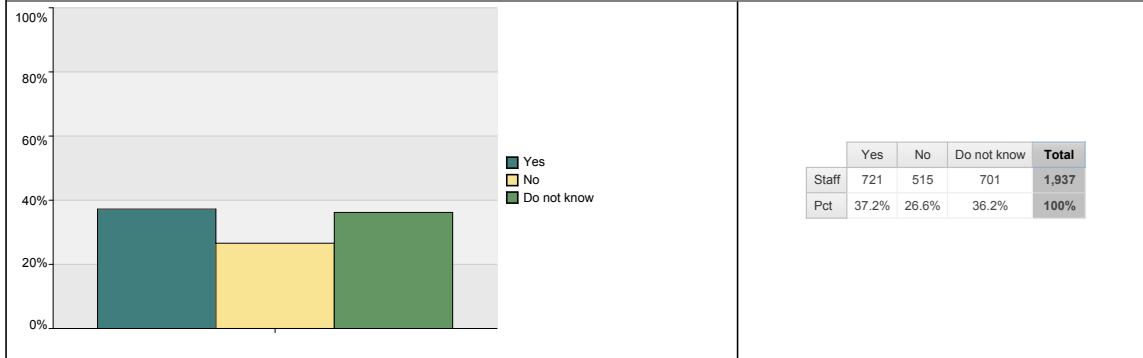
# Greater Essex County District School Board

## 2019 School Climate Survey - Staff

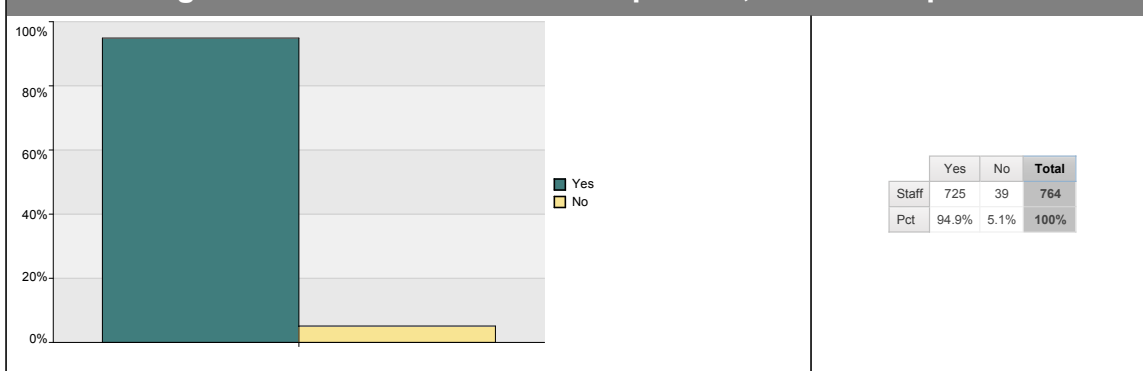
### Religious Accommodation

[Return to Table of Contents](#)

#### In the last 12 months, have students requested a religious accommodation?



#### If a religious accommodation was requested, was the request met?





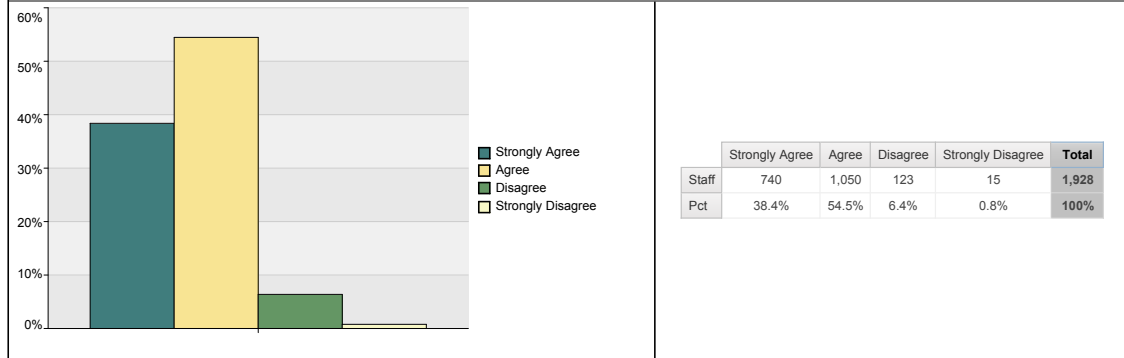
# Greater Essex County District School Board

## 2019 School Climate Survey - Staff

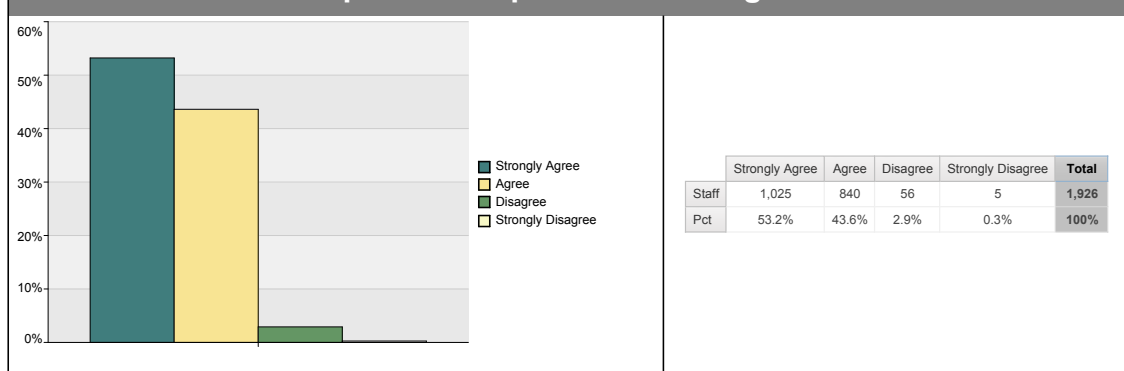
### Communication

[Return to Table of Contents](#)

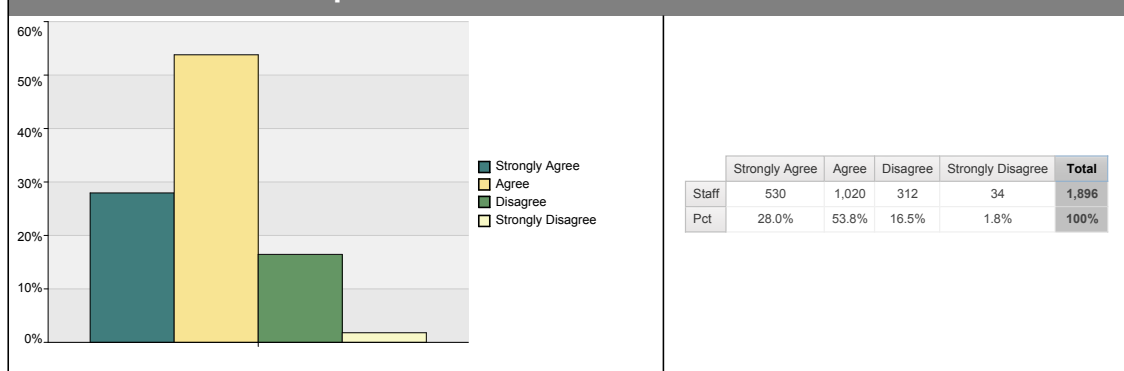
#### The school clearly communicates how parents/guardians can be involved.



#### The school provides a positive learning environment.



#### Our parents access the school calendar





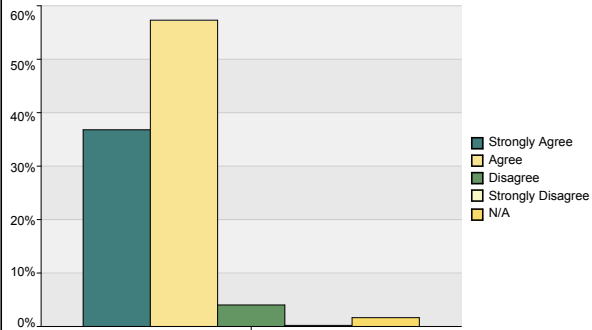
# Greater Essex County District School Board

## 2019 School Climate Survey - Staff

### Student Mental Health

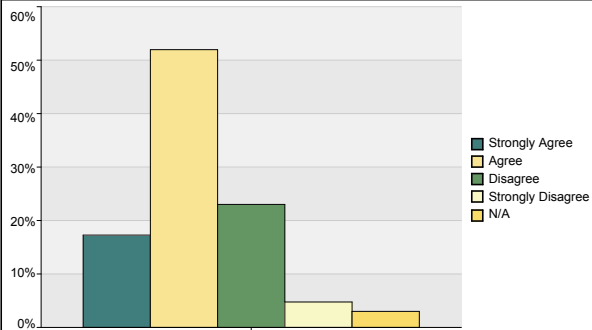
[Return to Table of Contents](#)

#### The school staff educates students about well-being.



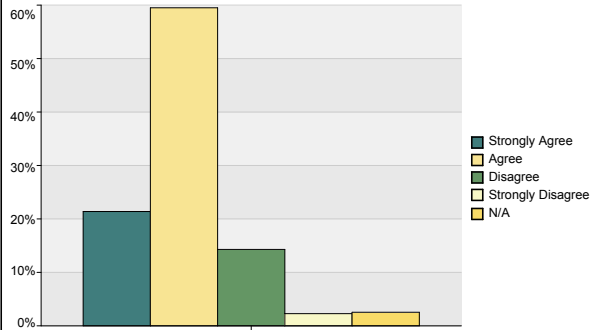
	Strongly Agree	Agree	Disagree	Strongly Disagree	N/A	Total
Staff	713	1,110	78	4	32	1,937
Pct	36.8%	57.3%	4.0%	0.2%	1.7%	100%

#### School staff know how to program for students who have a mental health issue.



	Strongly Agree	Agree	Disagree	Strongly Disagree	N/A	Total
Staff	334	1,005	445	92	58	1,934
Pct	17.3%	52.0%	23.0%	4.8%	3.0%	100%

#### School staff know where to direct students in finding community supports to address personal well-being concerns.



	Strongly Agree	Agree	Disagree	Strongly Disagree	N/A	Total
Staff	413	1,149	276	44	49	1,931
Pct	21.4%	59.5%	14.3%	2.3%	2.5%	100%



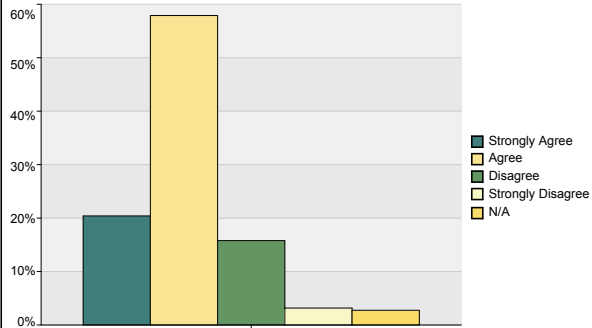
# Greater Essex County District School Board

## 2019 School Climate Survey - Staff

### Student Mental Health

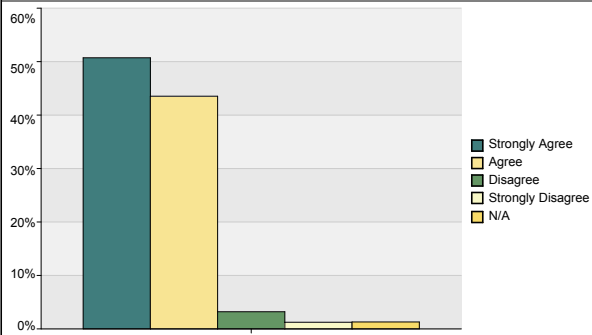
[Return to Table of Contents](#)

#### School staff know where to direct students in finding community supports to address mental health issues.



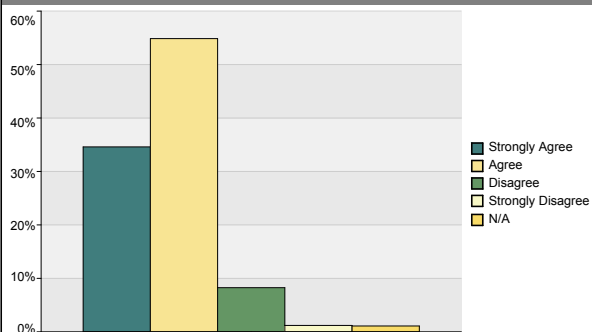
	Strongly Agree	Agree	Disagree	Strongly Disagree	N/A	Total
Staff	393	1,115	304	61	53	1,926
Pct	20.4%	57.9%	15.8%	3.2%	2.8%	100%

#### I would feel comfortable approaching my colleagues if I needed information about topics such as stress children may experience, how to stay safe on-line, what mental illness looks like in children.



	Strongly Agree	Agree	Disagree	Strongly Disagree	N/A	Total
Staff	980	841	62	24	25	1,932
Pct	50.7%	43.5%	3.2%	1.2%	1.3%	100%

#### If a student was a risk, I would know where to get help.



	Strongly Agree	Agree	Disagree	Strongly Disagree	N/A	Total
Staff	666	1,056	159	23	21	1,925
Pct	34.6%	54.9%	8.3%	1.2%	1.1%	100%