


**Greater Essex County District School Board**  
**2016-2017 PROGRAM AND ACCOMMODATION REVIEW**  
**Report of the Committee Meeting**  
**Wednesday, March 28, 2017 at 4 p.m.**  
**Forest Glade Public School**

---



At the December 13, 2016 regular meeting of the Board, Trustees approved the following recommendation regarding Eastwood PS, Parkview PS and Forest Glade PS:

**THAT THE BOARD APPROVE THE IMMEDIATE COMMENCEMENT OF A STANDARD PROGRAM ACCOMMODATION REVIEW THAT INCLUDES EASTWOOD PS, FOREST GLADE PS, AND PARKVIEW PS, AS SET OUT IN THE PROGRAM ACCOMMODATION REVIEW - INITIAL STAFF REPORT, DATED DECEMBER 13, 2016.**

**Present:**

Eastwood PS: Nick Arundine, Principal, Noelle Papak, Staff Rep  
Forest Glade PS: Sandy Minato, Principal, Jenn Yoker, Staff Rep, Tom Regehr, Parent  
Parkview PS: Dave Simone, Principal, Derek Marentette, Staff Rep, Kendra Thompson-Kumar, Parent  
Community Rep: Nicole Dupuis  
**Chair:** Superintendent Todd Awender  
**Recorder:** Christine Breshamer  
**Regrets:** Scott Lockwood

**1. Call to Order**

The meeting was called to order at 4:11 p.m. by Superintendent Awender thanking everyone for their attendance and Principal Minato for hosting the meeting. Introductions were made. Everyone was seated in working groups.

**2. Review Committee/Community input to date and Information Responses**

We have received one piece of community input that was shared with the committee. It was noted that Community input received is placed on the website and updated as received, from time to time.

Q: Is there enough room on the Forest Glade French Immersion bus to accommodate English students on a courtesy ride?

Transportation Services cannot accommodate this as the FI bus is not solely designated to Forest Glade. This bus also performs numerous pick-ups and drop offs along the route.

Q: How are the children supervised on this bus if the oldest student is in grade 2, resulting in no bus monitors?

The bus driver is responsible for supervision. Bus monitors are not mandatory. Transportation Services will be reviewing bussing once new registrations are inputted into their system and grade 8s are taken out.

A PowerPoint presentation was used to share information with the Committee. It is attached for ease of reference.

Superintendent Awender addressed the following with respect to the presentation:

- Would cause a lot of movement of students
- Transportation would be comparable with current situation

- Aging infrastructure is a large consideration
- While consolidating Forest Glade main site, Forest Glade PLC and Eastwood makes for a good business case to the Ministry, Parkview on its own would not make a good business case as there is no consolidation

If Forest Glade capacity becomes an issue, there is the possibility of doing a boundary adjustment in the future.

### 3. Recap of some Guiding Considerations

Superintendent Awender reminded the Committee while working in their groups to keep the following in mind:

- what would make for a strong business case to Ministry
- consolidations
- transportation
- facility FCI and renewal needs
- utilization rates
- student changes

### 4. Working groups: new ideas and recommendations

The Committee broke into working groups to formulate new ideas.

A Committee member expressed an opinion that they felt a new build on the current Parkview site would be very visible, and possibly attract more enrolment.

Discussion ensued about possible ways to increase enrolment at Riverside. Committee members expressed opinions that due to St. Joseph being newer and closer to the catchments areas than Riverside, that makes it more appealing. Superintendent Awender pointed out that Riverside will be receiving a new track and with the implementation and enthusiasm around the IB program in September 2017, this should assist in increasing enrolment at Riverside. Typically when a new build is placed on a new site, the site plan is developed and reviewed, a traffic study may need to be conducted, along with various other studies. If a new build is placed on an existing property the site plan would still be reviewed. The number of students and size of the building are taken into account.

Q: If we provide transportation for students to go to Riverside, would that help increase enrolment?  
If transportation were provided, this would cause a significant cost increase to the Board.

### 5. Working groups: current recommendations

The Committee worked on scenarios using the proposed recommendations.

The Committee communicated that the Community is very supportive of the original recommendations and are in full support of moving away from open concept classrooms.

Consensus of the Committee was that a new build for the Eastwood and Parkview amalgamation should take place on a neutral site and that if it also approved, a new build of Forest Glade and Forest Glade PLC should take place on the existing site, getting rid of open concept classrooms.

### 6. Whole Group Discussion of small group ideas

This item was removed from the agenda.

**7. Questions**

There were no further questions.

**8. Tour of Forest Glade & PLC (optional)**

The Committee took a brief tour of the Forest Glade main site before adjourning.

**9. Adjournment**

The meeting adjourned at 5:54 p.m.


The next Community meeting is at 6:00 p.m. on Wednesday, April 19, 2017 at Parkview PS.

## **EAST END PARC RECOMMENDATION**



Parkview is a school that is walkable for the majority of our students, we enjoy benefits such as:

1. After school extracurricular events and practices are easy to arrange
2. Parents are easy to contact and assist in the school.
3. Students are seen playing in the park directly after school maintaining strong community connections.
4. Shorter school days for students as they do not need to ride a bus
5. Board savings regarding *transportation costs* for students is a bonus.



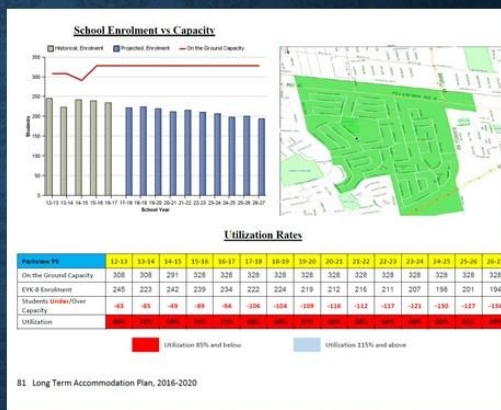
A concern at our meeting was the long term utilization rates for Parkview (59%), as it sits in between Eastwood (47%) and Forest Glade (64%).

The OTG capacity of Parkview is the smallest of the three East end PARC schools, Its OTG capacity is currently at 328.

Part of the temporary solution to some of Parkview's capacity issues for next year was a small rearrangement of boundaries. Approximately 27 students are eligible to be Parkview students next year. We currently have approximately 240 this year.

If 20 of the 27 new students go to Parkview next year with this small switch, our population changes from 222 to 242, making it around  $242/328 = 74\%$  capacity

**Parkview is a school that due to its smaller OTG, requires smaller changes to fill it to capacity.**





The Boundaries for Parkview School are small in comparison to the other schools in the Forest Glade Area. The School is very accessible, with the majority of the students being able to walk. A small bus of around 14 students is only needed.

The next largest area would be Eastwood, followed by Forest Glade, which draws from the largest geographical area. Increasing area would be another solution to increase long term attendance concerns.



My proposal has to do with focus on the area of need for the board, which in my opinion is **rebuilding Forest Glade School as a priority**. Instead of this being the second proposal this should be the priority in the East End PARC

### 5 Year Renewal \$

Forest Glade- 10.4 million

Parkview- 4.1 million

Eastwood- 3.4 million

Forest Glade has the largest area of need with respect to cost over the next 5 years and should be the focus for submission.

East Windsor - East End

schools is approximately 1022 students and there is an overall expected grade. The On the Ground (OTG) capacity of the three schools is 1524. as of 502 student places operating with a utilization rate of 67%.

Station (Sept. 28, 2018)

2016		2021		2026	
Enrollment	Utilization %	Enrollment	Utilization %	Enrollment	Utilization %
271	69%	228	58%	185	47%
517	64%	554	69%	542	67%
214	71%	216	66%	194	59%
1022	67%	998	65%	921	60%

ion

facility condition and some operational costs associated with the three olved in this proposed accommodation review. It must be noted that some of the schools at various times over the years. Further, the Facility s the removal requirement of the facility divided by the replacement cost, sding to industry standards, a FCI of less than 5% is "good", between 5-10-30% is "poor", and greater than 30% is crucial.

and Operational Cost

Section	2016 FCI	5-Year Renewal \$	Operational Cost \$	AODA Compliance
76	40%	\$3,435,600	\$251,232	Yes
9-75	72% - 47%	\$10,405,578	\$335,848	Yes
75	63%	\$4,175,803	\$104,554	Yes

2



Figure 1: Enrollment and Utilization (Sept. 20, 2016)

School	OTG Capacity	2016		2021		2026	
		Enrollment	Utilization %	Enrollment	Utilization %	Enrollment	Utilization %
Eastwood	392	271	69%	228	58%	185	47%
Forest Glade	804	517	64%	554	69%	542	67%
Parkview	328	234	71%	216	66%	194	59%
<b>TOTAL</b>	<b>1524</b>	<b>1022</b>	<b>67%</b>	<b>998</b>	<b>65%</b>	<b>921</b>	<b>60%</b>

## ii. Facility Condition

Figure 2 outlines the facility condition and some operational costs associated with the three elementary schools involved in this proposed accommodation review. It must be noted that additions were added to some of the schools at various times over the years. Further, the Facility Condition Index (FCI) is the renewal requirement of the facility divided by the replacement cost, multiplied by 100. According to industry standards, a FCI of less than 5% is "good", between 5-10% is "fair", between 10-30% is "poor", and greater than 30% is crucial.

Figure 2: Facility Condition and Operational Cost

School	Construction	2016 FCI	5-Year Renewal \$	Operational Cost \$	AODA Compliance
Eastwood	1976	40%	\$3,435,600	\$253,232	Yes
Forest Glade	1969/75	72% / 47%	\$10,405,578	\$335,848	Yes
Parkview	1975	63%	\$4,175,803	\$194,554	Yes

2

Due to operational costs with the buildings:

## Recommendation

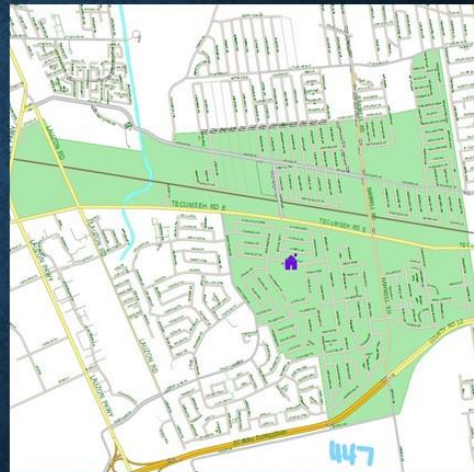
**Consolidate Forest Glade and Eastwood into a new building**

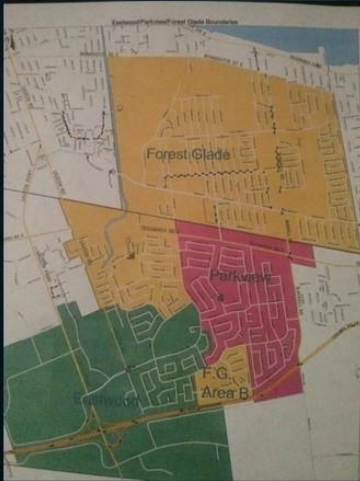
1. A combined total of **13.8** million dollars over the next 5 years
2. The utilization rate for Eastwood school is at **47%** in 2026, as it is in the most steady decline of the three schools

Parkview should also be a proposal for a new school, but would be the second proposal submitted. This second proposal leaves 4.1 out of 17.9 total dollars submitted in the estimated 5 year renewal costs.

The second proposal would be **to build a new Parkview school on our existing site**. The new school would need changes in boundaries in order to be sustainable in the future.

Directly behind Parkview sits L.A. Desmarais. It has **no capacity issues**. Here are its boundaries. It incorporates the area of Parkview, but also some of the area that is covered by Forest Glade School.





L.A. Desmarais and Forest Glade both show signs of sustainability due to the areas north of Tecumseh Road. The area farthest away from Tecumseh Road, Eastwood, shows the lowest student population over time.

Drawing from and sharing sustainable areas for the two proposed schools is logical for long term sustainability of school populations in the Forest Glade Area.



Population of approx.  
447



The edited area to the right shows a sharing of sustainable areas that L.A. Desmarais and Forest Glade use for boundaries. Parkview is the closest school to those areas. Parents have asked for their students to register to attend and cannot; instead they have to go past Parkview to attend Forest Glade.

This desired boundary change would also have long term effects on utilization rates, as it would directly address the 76% utilization rate in 2026 in order to ameliorate populations across two new schools.

2) The principals of the schools, in consultation with their school councils, work with Senior Administration to implement and communicate the changes.

**Accommodation Impacts**

As noted, the proposed options previously outlined would result in an effective and responsible utilization of facilities and resources. Figure 3 assumes the above option commences September 2017.

*Figure 3: Optimal Recommended Outcome - Enrollment and Utilization*

School	OSG Supply	2017		2021		2026	
		Enrollment	Utilization %	Enrollment	Utilization %	Enrollment	Utilization %
Eastwood	535	520	97%	472	88%	407	76%
Parkview	540	523	97%	526	97%	514	95%
New Forest Glade							
<b>TOTAL</b>	1075	1043	97%	998	93%	921	86%

**Program Impacts**

Two of the three schools involved are English track JK-8 schools that provide programming based on the Ontario Ministry of Education curriculum. The exception is Forest Glade PS with the additional French Immersion program that currently includes JK, SK, and grade 1. The consolidation of the schools previously mentioned, along with the boundary change, will maintain programming while providing the potential benefits of a larger school population. As witnessed in the past, schools with smaller populations often have a greater chance of combined classes and a reduced availability of extracurricular activities and after school programs. Larger school populations provide more responsible and efficient staffing allocations, the additional staff support for the extracurricular activities and after school programs, and the opportunity for teachers to work together as an entire school team through instruction, professional development,





The boundaries also help with walkability for all three schools, creating natural boundaries at busy intersections for additional safety for walking students.

When looking at Forest Glade and Eastwood:

1. The white line would be the new proposed border for the combined school of Forest Glade and Eastwood – **saving a 5 year renewal cost of 13.8 million dollars.**
2. **Three** buildings of the current four (Forest Glade-2, Eastwood-1) would be put into the first proposal for renewal instead of just two submitted for replacement.
3. Long term capacity issues would better be served by sharing the area north of Tecumseh Road, as indicated by the L.A. Desmarais map, population and looking at the forecast to 2026.

2) The principals of the schools, in consultation with their school councils, work with Senior Administration to implement and communicate the changes.

**Accommodation Impacts**

As noted, the proposed options previously outlined would result in an effective and responsible utilization of facilities and resources. Figure 3 assumes the above option commences September 2017.

Figure 3: Option Recommended Outcome - Enrollment and Utilization

School	OEC Capacity	2017		2021		2026	
		Enrollment	Utilization %	Enrollment	Utilization %	Enrollment	Utilization %
Eastwood	535	520	97%	412	88%	407	76%
Parkview	540	523	97%	526	97%	514	95%
<b>TOTAL</b>	1075	1043	97%	938	88%	921	86%

**Discussion Issues**

Two of the three schools involved are English-track JK/S schools that provide programming based on the Ontario Ministry of Education curriculum. The exception is Forest Glade PS with the additional French Immersion program that currently includes JK, SK, and grade 1. The consolidation of the schools previously mentioned, along with the boundary change, will maintain programming while providing the potential benefits of a larger school population. As witnessed in the past, schools with smaller populations often have a greater chance of combined classes and a reduced availability of extracurricular activities and after school programs. Larger school populations provide more responsible and efficient staffing allocations, the opportunity for staff support for the extracurricular activities and after school programs, and the opportunity for students to work, learn, and grow in a safe, secure, and supportive environment.