

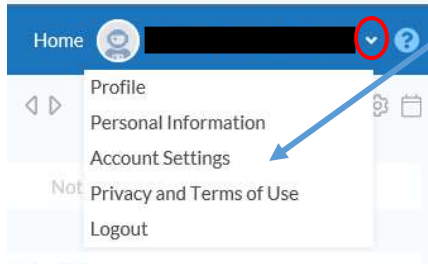


For the full details go to:

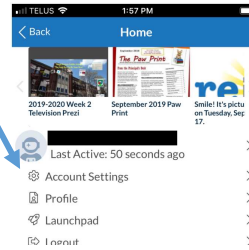
<https://www.edsby.com/help/parents/notifications-for-parents/#parentpushnotifications>

1. For Cell phones in your settings be sure to allow Notifications from Edsby
2. Go to the drop down arrow and select – Account Settings

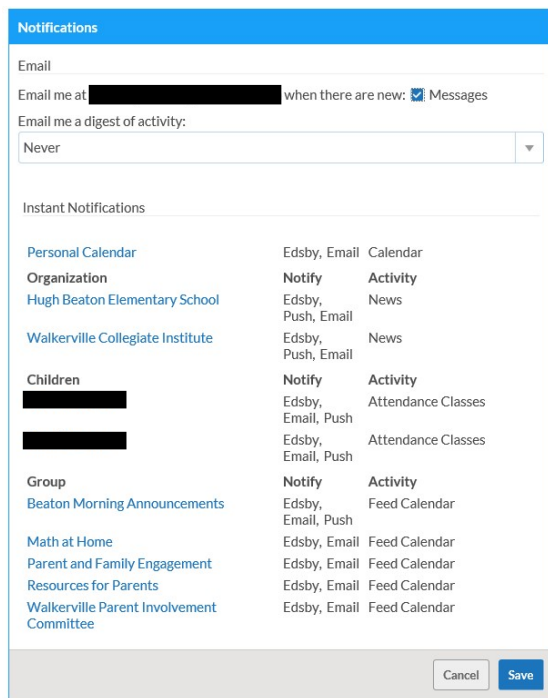
Desktop view



App (Phone) View



3. There are a variety of areas you can set notifications for:



4. Select the area you want notifications for and select the type of notification:

