

TVO Mathify – Login and Registration Info

What is TVO Mathify?

TVO Mathify offers free 1 on 1 math tutoring for students of Ontario in grades 6-11. All tutors are Ontario Certified Teachers. Build your math skills and confidence with a personalized math coach.

When are tutors available?

Tutors are available online Mondays-Fridays from 9am-9pm ET and Sundays from 3:30 to 9:30 pm ET.

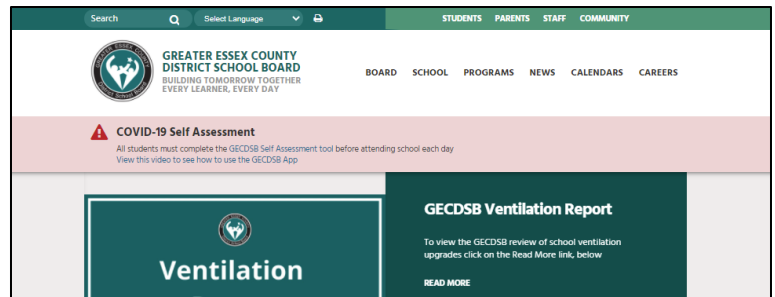
How do I access Mathify?

Mathify can be accessed through Brightspace (D2L) using your board provided Office 365 login and password.


Login Instructions

1. Login to your Brightspace student account using your existing GECDSB credentials

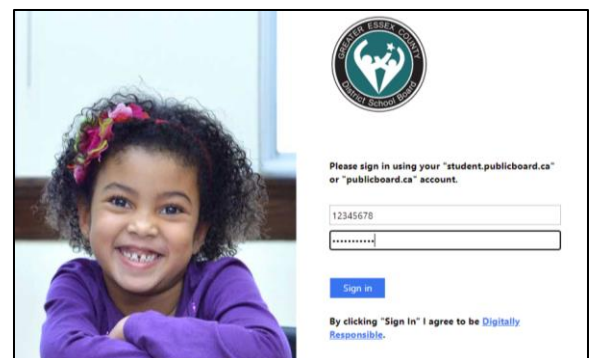
Navigate to the <https://publicboard.ca> website.



Scroll down and select the orange "D2L | Brightspace" icon.




Login using your board provided Office 365 username and password.

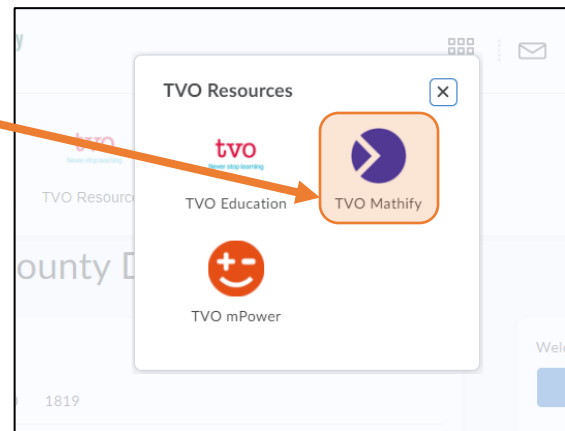


TVO Mathify – Login and Registration Info

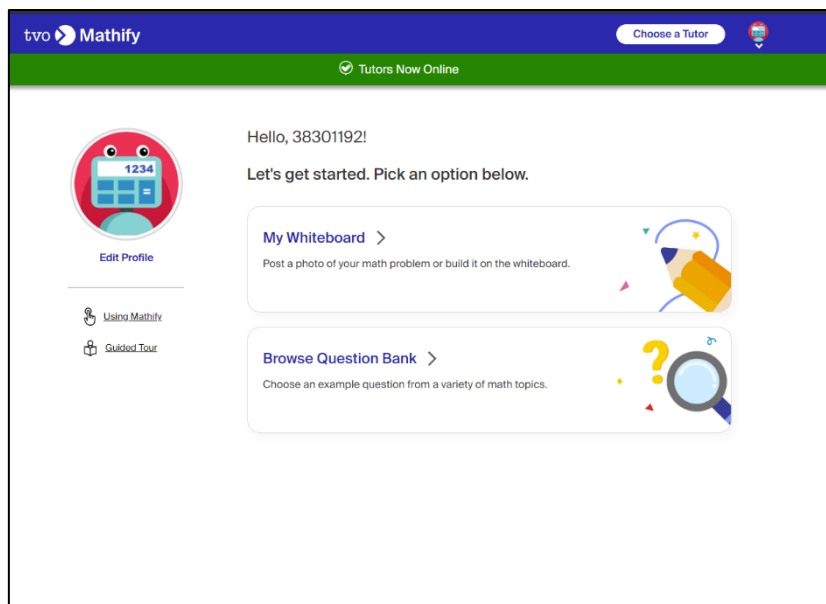
2. Click the TVO Resources icon in the top navigation bar



3. Select the TVO Mathify icon



4. You will be logged into Mathify and can now choose a tutor, browse question banks, or open a whiteboard and upload your own question to get support with.



TVO Mathify – Login and Registration Info

Haven't registered before?

The registration process is the exact same as above, but you will need to add a few more pieces of information. When you click the TVO Mathify icon, the registration page will open and pull in all your relevant information. This includes your username (student number), email, and Ontario Education Number (OEN).



Once you are taken to the Mathify registration page, you can:

- Create a password
- Select your grade
- Select your school board
- Check off the second box “I agree” after reading the Terms of Service and Privacy Policy
- Click “Next”

A screenshot of the TVO Mathify Student Registration page. The page has a purple header with the TVO Mathify logo and navigation links for Students, Educators, Parents, Register, and Login. The main content area is white with a purple background on the left side showing an illustration of three students. The registration form includes fields for Username (with a minimum of 5 characters), Password (with a minimum of 5 characters and a toggle for visibility), Grade (a dropdown menu currently set to Grade 7), School Board/Organization (a dropdown menu currently set to Greater Essex County District School Board), OEN (Ontario Education Number), and Email Address (Optional). There are checkboxes for "Subscribe to our email newsletters" and "I agree to the Terms of Service & Privacy Policy". A "Next" button is located at the bottom right of the form.

Setup three security questions and answers.

Click “Create Account”

A screenshot of the TVO Mathify Student Registration page, showing the security questions step. The page layout is similar to the previous screenshot. The form now includes three security questions, each with a dropdown menu for the question and a text input field for the answer. The questions are: "What is your oldest sibling's middle name?", "What was your favourite place to visit as a child?", and "What was your dream job as a child?". The answers are masked with dots. There are "Back" and "Create Account" buttons at the bottom of the form.

What Do I Do Now?

Login to Brightspace to access TVO Mathify and get the support you need in your grade 6-11 math class!