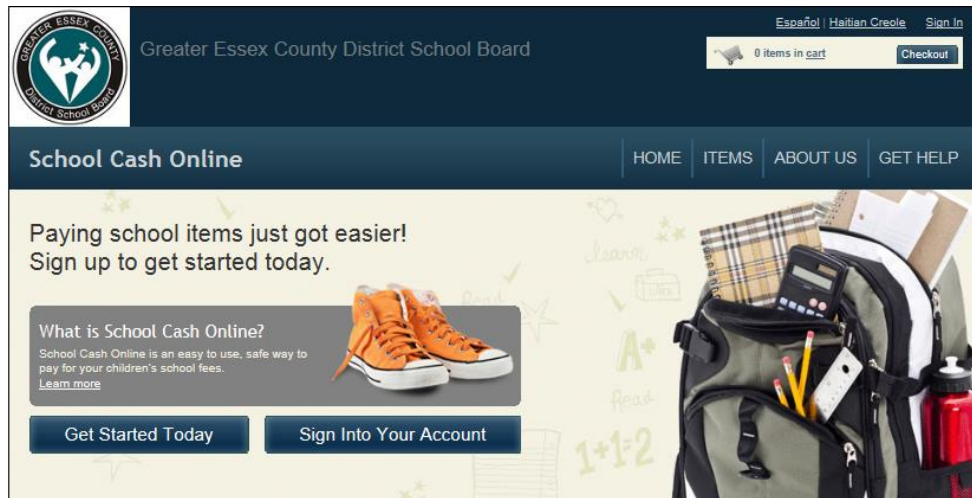


# Greater Essex County District School Board

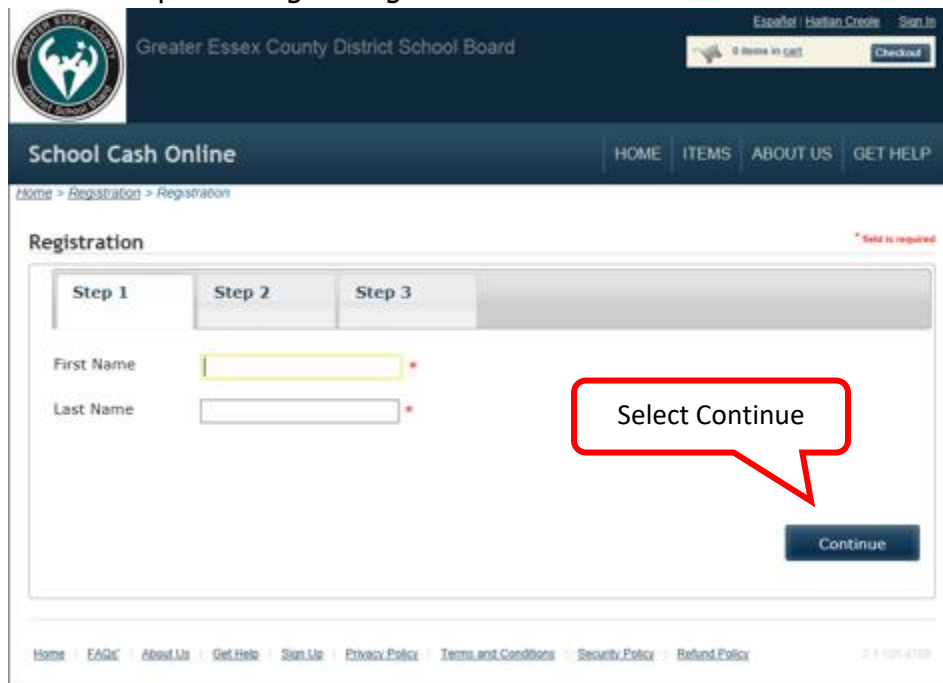
## SCHOOLCASH ONLINE

### HOW PARENTS REGISTER

1. Go to: <https://gecdsb.schoolcashionline.com>
2. Select: GET STARTED TODAY



3. Step 1:  
FIRST NAME of person registering (not child's name)  
LAST NAME of person registering



4. Step 2:  
Complete information

Greater Essex County District School Board

Spanish | Haitian Creole | Sign In

0 items in cart | Checkout

School Cash Online | HOME | ITEMS | ABOUT US | GET HELP

Home > Registration > Registration

Registration \* field is required

Step 1 ✓ Step 2 Step 3

Phone #

Address Line 1  \*

Address Line 2

City  \*

Country  \*

Province  \*

Postal Code  \*

Email  \*

Continue

Fields with an asterisk are required to continue to the next page

5. Step 3:  
Create a password

Greater Essex County District School Board

Spanish | Haitian Creole | Sign In

0 items in cart | Checkout

School Cash Online | HOME | ITEMS | ABOUT US | GET HELP

Home > Registration > Registration

Registration \* field is required

Step 1 ✓ Step 2 ✓ Step 3

Password  \*

You must choose a password that is at least 8 characters in length, includes at least one upper case letter, one lower case letter, one number.

Confirm Password  \*

Security Question  \*

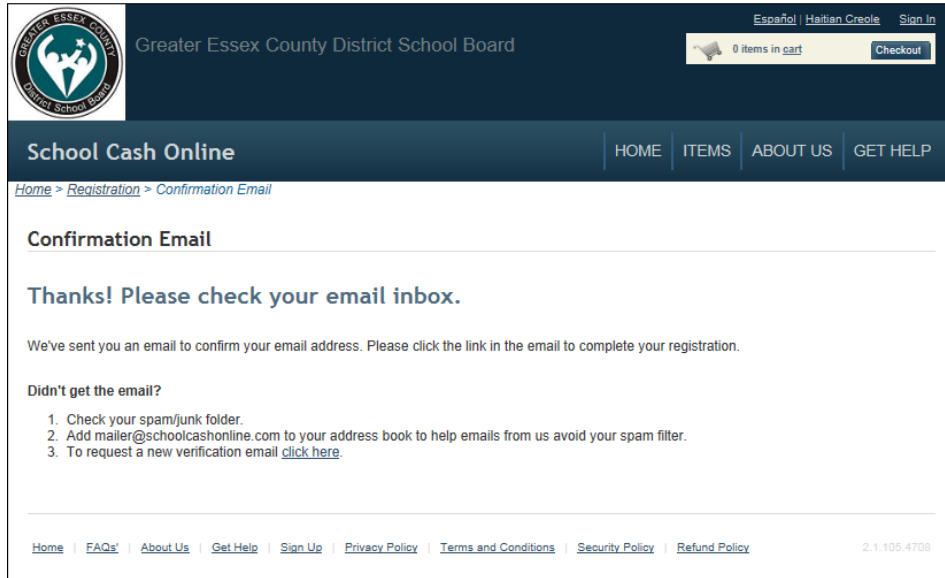
Security Question Answer  \*

Please email me when there is new school information, activities or events

Continue

If selected, ensure to add [mailer@schoolcashionline.com](mailto:mailer@schoolcashionline.com) to your address book to avoid your spam filter

6. A confirmation email will be sent to you at the email address entered in Step 2.



7. Close out of the School Cash Online browser window and log into your email account. Go to the link provided in the email to sign into your account and complete your registration.

From: [noReply@schoolcashonline.com](mailto:noReply@schoolcashonline.com)  
Sent: April-25-14 9:48:32 AM  
To: [XXXXXXXXXX@schoolcashonline.com](mailto:XXXXXXXXXX@schoolcashonline.com)  
Hello XXXXX,

Use the following link within your email to log into your account

Please click the link below to confirm your email address.

<https://www.schoolcashonline.com/Registration/ConfirmConfirmationEmail/XXXXXXXXXX>

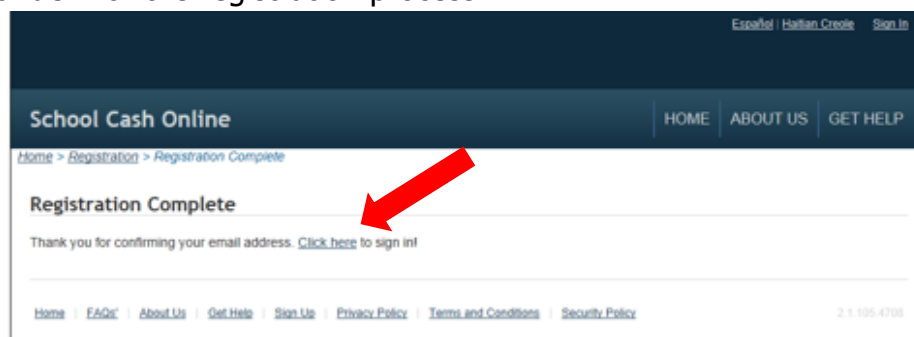
If the link doesn't work, copy the link and paste it into your web browser.

Contact support at 1.866.961.1803 or email [parenthelp@schoolcashonline.com](mailto:parenthelp@schoolcashonline.com).

Thank you,

Your School Cash Online Support Team

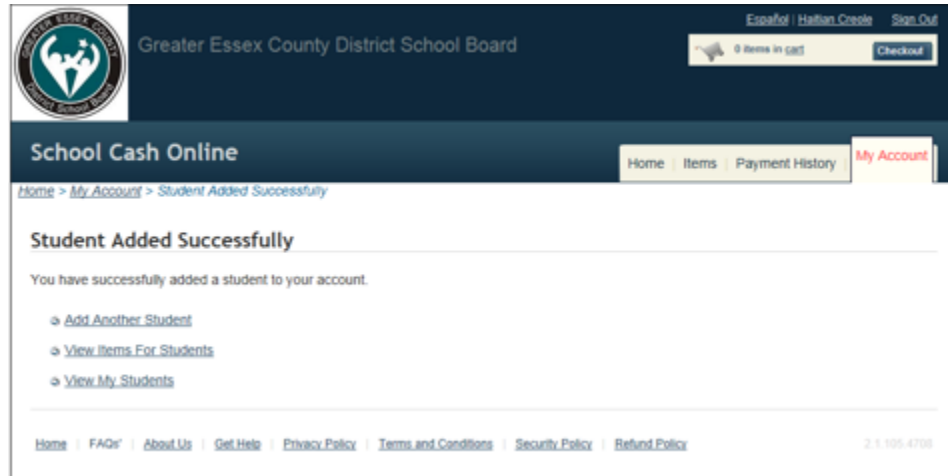
8. Continue with the registration process.



9. Sign into your account.

10. Select the school name from the drop down box and attach your child(ren) to your account.

11. After confirming that you are legally entitled to view this student's information, you can add another student or view items attached to the student(s) you have added.



### ***Important Information:***

- The Greater Essex County District School Board is accepting payment by bank transfer ONLY
- Credit Card payments are not available
- There are 2 different methods of payment
  1. eCheck
  2. myWallet

#### **eCheck**

Allows parents/guardians to pay for items immediately that are within the shopping cart. This option requires banking information to be entered each time the parent/guardian checks out.

#### **myWallet**

Allows parents/guardians the opportunity to put funds on account that can be drawn on for purchases within School Cash Online. Banking information is only required at the initial transfer date. Banking information is not required for each transaction as the funds are drawn upon.