


**2021 GECDSB  
ACCOMMODATION  
OVERVIEW TO  
COMMUNITY PARTNERS**



**November 23, 2021**

# PURPOSE

**SUPPORT STUDENT LEARNING AND ACHIEVEMENT BASED ON  
THE STRATEGIC PRIORITIES**

# HOW?

**BY MAXIMIZING EFFICIENCIES TO ENSURE THE EQUITABLE  
ALLOCATION OF STUDENT PROGRAMS, SERVICES,  
RESOURCES AND FISCAL RESPONSIBILITY ACROSS THE  
DISTRICT**



# DEMOGRAPHIC TRENDS

Board-wide Demographic Trends										
	2001-2006		2006-2011		2011-2016					
Population Data	2001	2006	2011	2016	Absolute	%	Absolute	%	Absolute	%
	Census	Census	Census	Census	Change	Change	Change	Change	Change	Change
Total Population	375,450	393,520	388,465	398,955	18,070	4.8%	-5,055	-1.3%	10,490	2.6%
Pre-School Population (0-3)	18,895	18,540	16,670	15,910	-355	-1.9%	-1,870	-10.1%	-760	-4.8%
Elementary School Population (4-13)	51,965	51,085	46,780	46,000	-880	-1.7%	-4,305	-8.4%	-780	-1.7%
Secondary School Population (14-18)	25,670	26,870	26,815	24,900	1,200	4.7%	-55	-0.2%	-1,915	-7.7%
Population Over 18 Years of Age	278,920	297,025	298,200	312,145	18,105	6.5%	1,175	0.4%	13,945	4.5%
Females Aged 25-44	57,325	56,190	49,765	48,005	-1,135	-2.0%	-6,425	-11.4%	-1,760	-3.7%

# POPULATION DISTRIBUTION

CENSUS SUBDIVISION	AGE (0-14) Absolute Change	AGE (0-14) % Change	AGE (15-64) Absolute Change	AGE (15-64) % Change	AGE (65 and over) Absolute Change	AGE (65 and over) % Change
WINDSOR	-845	-2.4%	2,030	1.4%	5110	13.3%
LAKESHORE	-20	-0.3%	780	3.2%	1310	24.2%
LASALLE	10	0.2%	505	2.5%	1,015	21.9%
TECUMSEH	-200	-5.7%	-1,105	-7.3%	920	20.6%
AMHERSTBURG	-215	-6.0%	-215	-1.5%	825	20.8%
ESSEX	-70	-2.3%	150	1.1%	735	18.2%
LEAMINGTON	-1,400	-28.0%	-970	-5.6%	555	10.5%
KINGSVILLE	25	0.7%	-640	-4.7%	810	18.8%
PELEE	0	0.0%	35	21.9%	20	40.0%

# INFORMATION

- 5 year renewal costs – **\$547,000,000**
- Average Board-wide FCI – **46%**
- Average of Aging Infrastructure – **49yrs**



# **New RENEWAL and SCI Funding**

<b>2015/16 Additional Renewal</b>	<b>\$ 702,724</b>
<b>2015/16 Additional SCI</b>	<b>\$ 11,618,048</b>
<b>2016/17 Renewal</b>	<b>\$ 6,377,214</b>
<b>2016/17 SCI Funding</b>	<b>\$ 26,127,664</b>
<b>2017/18 Renewal</b>	<b>\$ 6,100,000</b>
<b>2017/18 SCI Funding</b>	<b>\$ 20,600,000</b>
<b>2018/19 Renewal</b>	<b>\$ 6,200,000</b>
<b>2018/19 SCI Funding</b>	<b>\$ 22,700,000</b>
<b>2019/20 Renewal</b>	<b>\$ 6,262,524</b>
<b>2019/20 SCI Funding</b>	<b>\$ 24,673,242</b>
<b>2020/2021 Renewal</b>	<b>\$ 6,000,000</b>
<b>2020/2021 SCI Funding</b>	<b>\$ 23,000,000</b>
<hr/>	<hr/>
<b>TOTAL FUNDING AVAILABLE</b>	<b>\$ 160,361,416</b>



# ROSELAND PUBLIC SCHOOL





# PROGRAM / FACILITY ENHANCEMENTS...





# ELEMENTARY AND SECONDARY SPACES

<u>Capacity</u>	<u>Elementary</u>
OTG Capacity	26,781
Students	24,415
Portables	1,863
Portapak	437
Total Capacity	29,081
Utilization Rate	91.2 %
Empty Spaces	2366

<u>Capacity</u>	<u>Secondary</u>
OTG Capacity	14,283
Students	11,615
Portables	126
Portapak	0
Total Capacity	14,409
Utilization Rate	81.3%
Empty Spaces	2,668

# 5034 EMPTY SPACES

• 2,668 Secondary Spaces =

2 Riverside Secondary Schools



• 2,366 Elementary Spaces =

4 Kingsville Schools





# TOUGH CHOICES





# WHAT ALL SCIENCE LABS SHOULD BE...

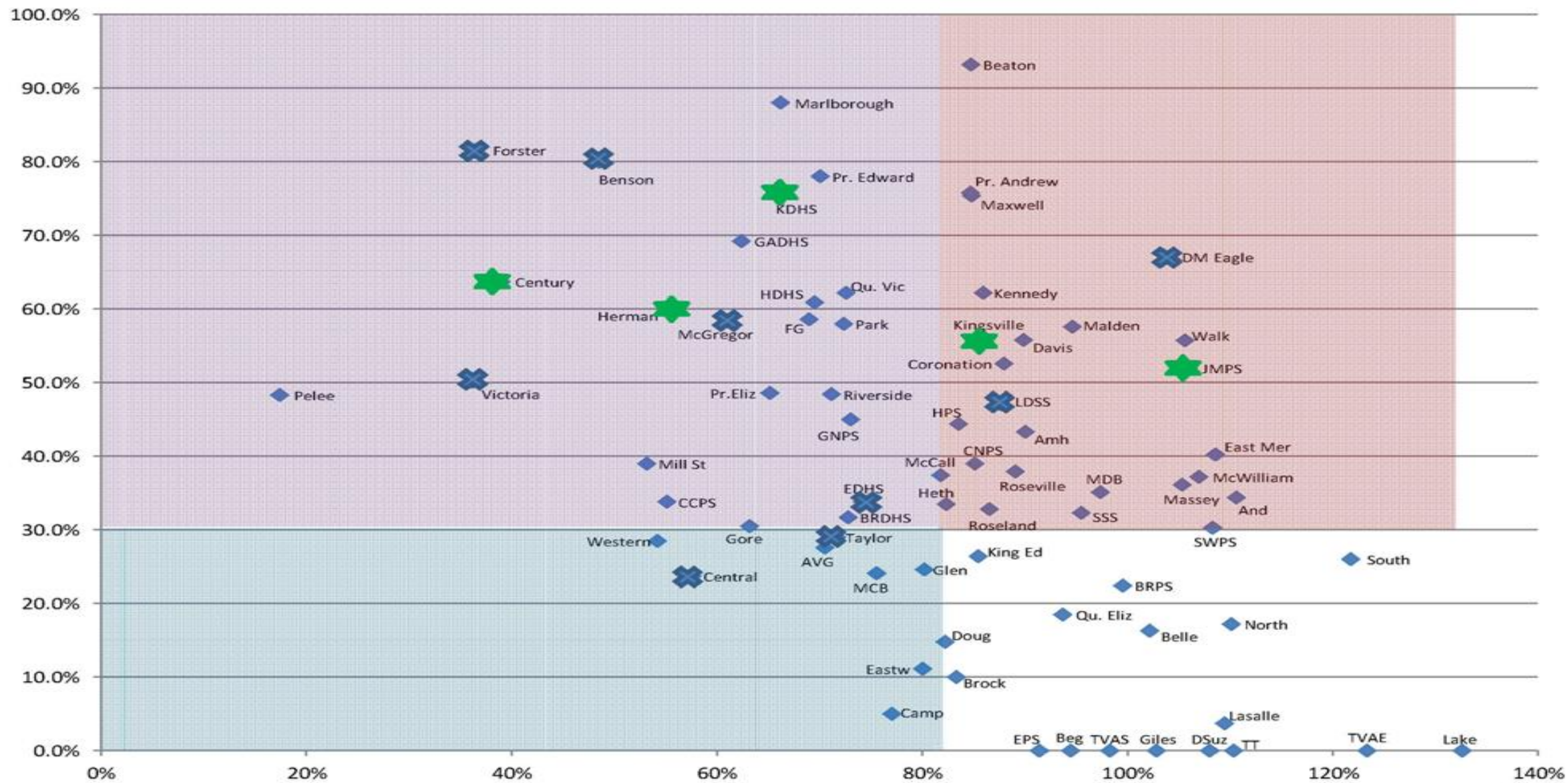




# FCI VS UTILIZATION

Facility Condition Index (FCI)	<b>Poor Condition Low Enrolment</b>	<b>Poor Condition High Enrolment</b>
	<b>Good Condition Low Enrolment</b>	Good Condition High Enrolment
	Utilization Rate	

# FCI vs. Utilization 2013

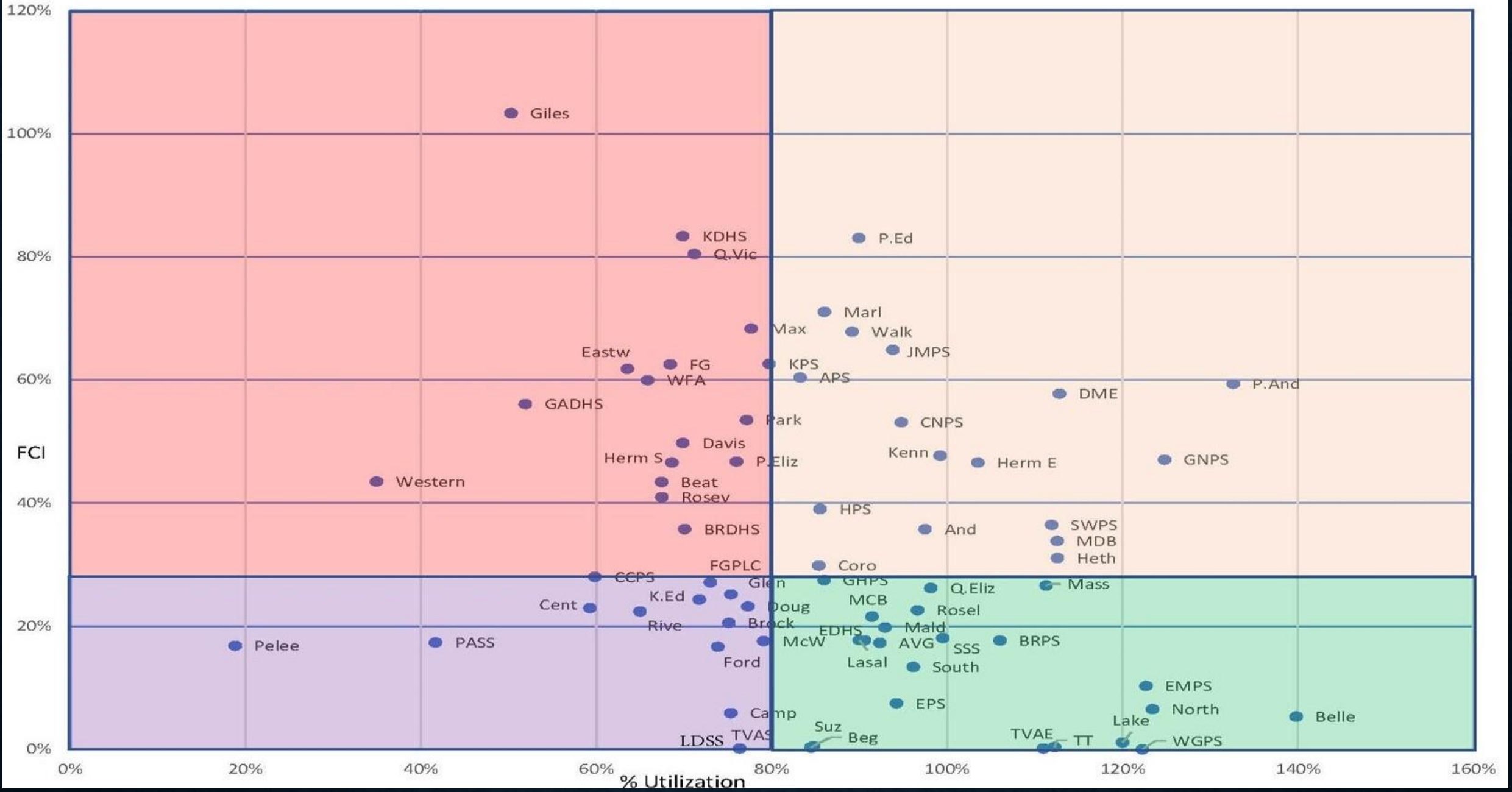




# STATE OF THE ART CULINARY



### FCI vs % Utilization





# 21<sup>ST</sup> CENTURY LEARNING ENVIRONMENTS



# FEEDER AREA TO FI SCHOOLS

Forest Glade: 166 FI Students

100

80

60

40

20

0

83

40

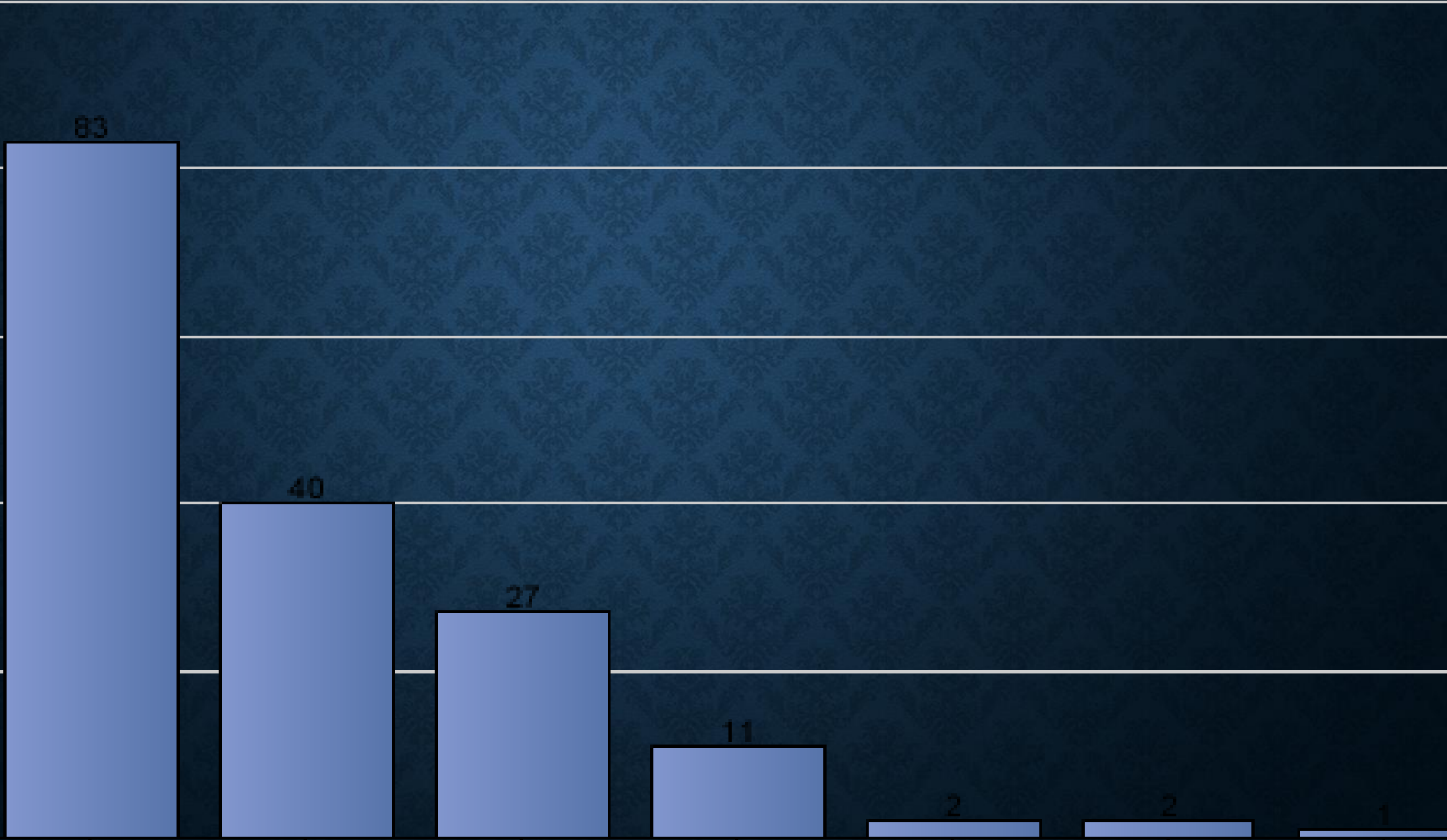
27

11

2

2

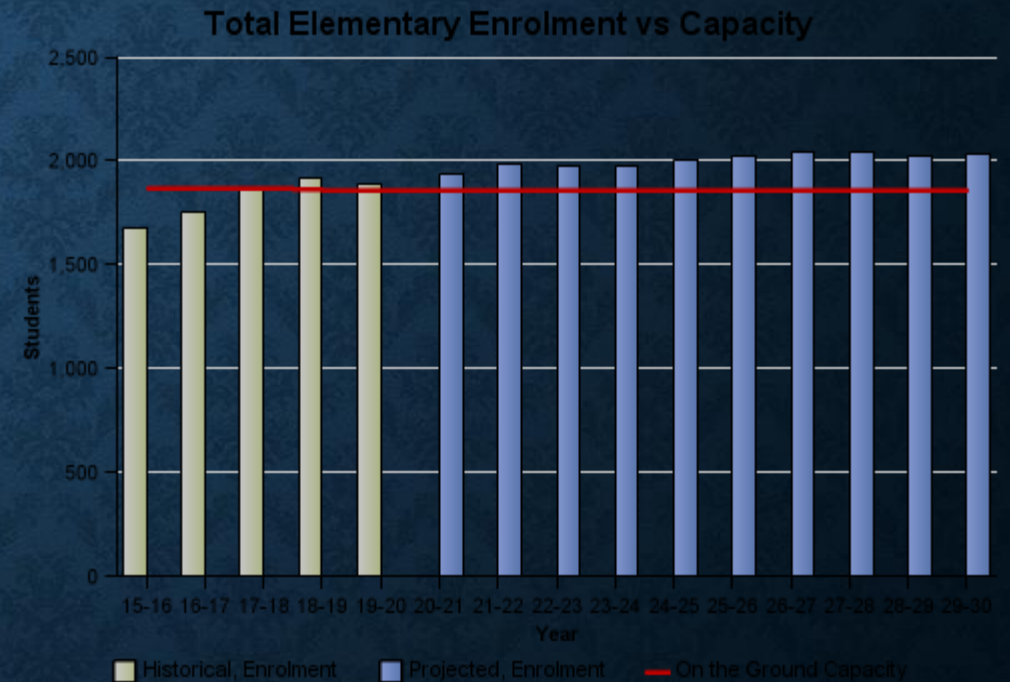
1



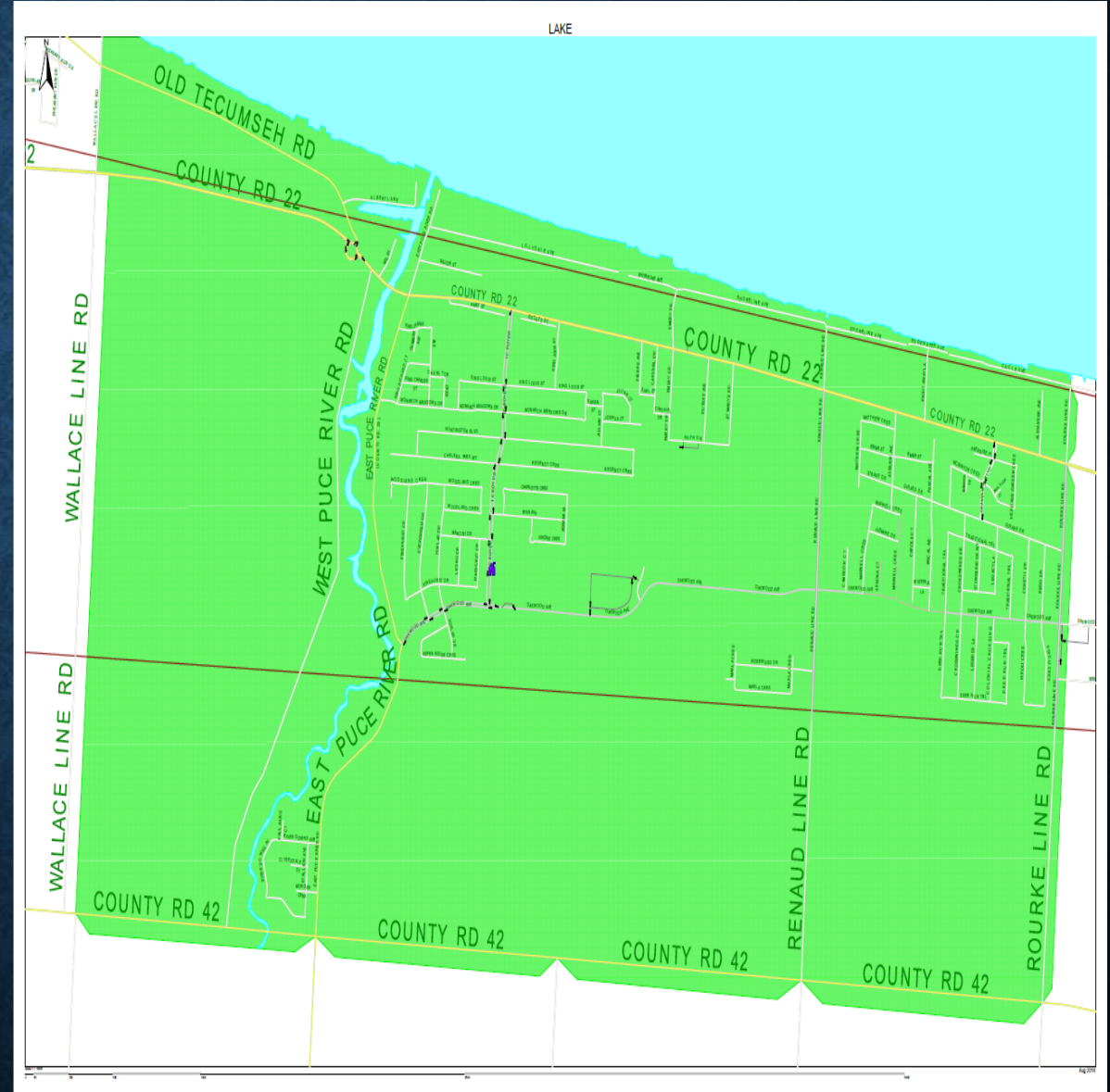


# INFORMATION ABOUT EACH SCHOOL

- ❖ Original school built – 2007, addition in 2014
- ❖ Site – 12.55 acres
- ❖ GFA – 8,772.8 m<sup>2</sup>
- ❖ On-site childcare – Lakeshore + EarlyON
- ❖ Closest School – Belle River (7.3 km)
- ❖ FCI – 1.1%
- ❖ 5 Year Renewal Costs - \$170,429
- ❖ JK-8 Dual Track FI
- ❖ 10 Portables
- ❖ Accessible: Yes



# LTAP INFORMATION





# LEAMINGTON DISTRICT SS



# ON THE HORIZON

GILES CAMPUS FI

GENERAL AMHERST + WESTERN SS

KDHS + KPS + JM = NEW K-12

NORTHSHORE AREA

PRINCE ANDREW NOW LEGACY OAK TRAIL

EASTWOOD + PARKVIEW

QUEEN ELIZABETH CHILDCARE + ADDITION

ESSEX PUBLIC SCHOOL CHILDCARE

LAKESHORE/BELLE RIVER LAND



# CAPITAL PRIORITIES AWAITING

- 1) Forest Glade + PLC
- 2) Northwood/West Gate
- 3) Talbot Trail
- 4) Marlborough
- 5) MD Bennie
- 6) Gosfield North
- 7) Legacy Oak Trail



# QUESTIONS?

